



**ILLINOIS VALLEY**  
**COMMUNITY COLLEGE**

**815 North Orlando Smith Road  
Oglesby, IL 61348-9692**

**Board Meeting  
A G E N D A**

**Tuesday, May 19, 2026  
Board Room  
4:30 p.m.**

**NOTE:**

**If you are unable to attend this meeting, or if you have questions regarding the agenda, please call the President's office, 224-0402.**

## MISSION STATEMENT

Illinois Valley Community College is dedicated to creating opportunities for students and our community by providing access to affordable, high-quality higher education and lifelong learning.

### BOARD AGENDA ITEMS

#### **January**

#### **February**

Authorize Budget Preparation  
Reduction in Force  
Tuition and Fee Review  
Three-year Financial Forecast  
Tenure Recommendations  
ICCTA Award Nominations  
(Alumnus, Student Trustee, Ethical)

#### **March**

Reappointment of Non-tenured Faculty  
President's Evaluation  
ICCTA Award Nominations  
(FT/PT Faculty, Student Essay,  
Business/Industry)

#### **April**

Board of Trustees Election (odd years)  
Organization of Board (odd years)

#### **May**

Budget Adjustments  
President's Contract Review  
Vice Presidents' Contract Renewals

#### **June**

Authorization of Continued Payment for  
Standard Operating Expenses  
College Insurance

#### **July**

Tentative Budget  
a. Resolution Approving Tentative Budget  
b. Authorization to Publish Notice of  
Public Hearing  
RAMP Reports  
Athletic Insurance

#### **August**

Budget  
a. Public Hearing  
b. Resolution to Adopt Budget

#### **September**

Protection, Health, and Safety Projects  
Cash Farm Lease  
Approval of College Calendar (even years)

#### **October**

Authorize Preparation of Levy  
Audit Report  
IVCC Foundation Update

#### **November**

Adopt Tentative Tax Levy  
Student/Employee Demographic Reports

#### **December**

Adopt Tax Levy  
Schedule of Regular Meeting Dates and Times

#### **Tentative Board Committee Meetings**

Audit Finance Committee: January, April, June, and November

Planning Committee: February and October

Facilities Committee: May and August

Closed Session Meeting Minutes Committee: June and December

**ILLINOIS VALLEY COMMUNITY COLLEGE**  
**Board of Trustees Meeting**  
**Tuesday, May 19, 2026 – 4:30 p.m. – Board Room (C-307)**

---

The meeting can be accessed by the public at link <https://ivcc-edu.zoom.us/j/83022731831>.

## **A G E N D A**

1. Call to Order
2. Pledge of Allegiance
3. Moment of Silence
4. Roll Call
5. Approval of Agenda
6. Public Comment
7. Consent Agenda Items – Anyone may remove an item from the consent item list by requesting the chair to do so. Items removed will be discussed and voted upon immediately following passage of the remaining consent items.
  - 7.1 Approval of Minutes – April 21, 2026 Closed Session Minutes Committee Meeting, April 21, 2026 Board Meeting, and May 4, 2026 Board Special Meeting (Pages 1-10)
  - 7.2 Approval of Bills - \$1,685,017.36
    - 7.2.1 Education Fund - \$1,387,813.79
    - 7.2.2 Operations and Maintenance Fund - \$70,183.51
    - 7.2.3 Operations and Maintenance (Restricted) - \$8,465.00
    - 7.2.4 Auxiliary Fund - \$83,597.10
    - 7.2.5 Restricted Fund - \$21,976.28
    - 7.2.7 Liability, Protection, and Settlement Fund - \$112,250.23
    - 7.2.8 Grants, Loans, and Scholarships - \$731.45
  - 7.3 Treasurer’s Report (Pages 11-33)
    - 7.3.1 Financial Highlights (Pages 12-13)
    - 7.3.2 Balance Sheet (Pages 14-15)
    - 7.3.3 Summary of FY26 Budget by Fund (Pages 16-24)
    - 7.3.4 Budget to Actual by Budget Officers (Page 25)
    - 7.3.5 Statement of Cash Flows (Page 26)
    - 7.3.6 Investment Status Report (Pages 27-31)
    - 7.3.7 Disbursements - \$5,000 or more (Pages 32-33)
  - 7.4 Personnel – Stipends for Pay Periods Ending April 4, 2026 and April 18, 2026 (Pages 34-35)
8. Student Trustee’s Report

9. President's Report
10. Committee Reports
11. Faculty Resignation – David Garrison, Math Lab Instructor (Page 36)
12. Approval – Working Cash Transfer (Page 37)
13. Purchase Request – 2025 F-750 Diesel Regular Cab Base (F7D) (Page 38)
14. Purchase Request – Camera Fiber Cabling (Page 39)
15. Purchase Request – Tesla Model 3 Premium AWD Electric Vehicle (Page 40)
16. Approval – Twin City Energy Services, Inc. Proposal of Electricity Purchase (Page 41)
17. Approval – Board Policy 06.17 Alcoholic Beverages Sales (Pages 42-44)
18. Approval – President's Contract Addendum (Page 45)

Approval of the addendum to the employment contract for President Dr. Tracy Morris. The President's annual salary for the period of July 1, 2026 - June 30, 2027 shall be increased by 3.5%, which is in alignment with all employees for the fiscal year, to \$227,836.00 per annum, as well as benefits and other conditions presented in the original contract. This increase will be made in alignment with institutional processes.

Contract link: <https://www.ivcc.edu/board/contracts/index.php>

19. Items for Information (Pages 46-49)
  - 19.1 Change Order – 2025 Campus Renovations (Page 46)
  - 19.2 Lease – Economic Development Corporation of North Central Illinois (Page 47)
  - 19.3 Agreement – Extension of City of Spring Valley TIF District I (Page 48)
  - 19.4 Employee Report (Page 49)
20. Trustee Comment
21. Closed Session – 1) the appointment, employment, compensation, discipline, performance, or dismissal of specific employees of the public body; 2) pending or imminent litigation; 3) collective negotiating matters; and 4) closed session minutes.
22. Possible Approval – Compensation FY27 – Employees Not Affected by a Negotiated Labor Agreement
23. Possible Approval – Vice President for Business Services and Finance Contract Addendum
24. Approve and Retain – Closed Session Minutes – April 21, 2026
25. Approve and Retain – Special Meeting Closed Session Minutes – May 4, 2026
26. Other
27. Adjournment



**ILLINOIS VALLEY COMMUNITY COLLEGE**

**Board of Trustees**

**Minutes of Regular Meeting**

**April 21, 2026**

The Board of Trustees of Illinois Valley Community College District No. 513 convened a regular session at 4:30 p.m. on Tuesday, April 21, 2026 in the Board Room (C307) at Illinois Valley Community College.

**Members Physically Present:** Jay K. McCracken, Chair  
Angela M. Stevenson, Vice Chair  
Maureen O. Rebholz, Secretary  
Everett J. Solon  
Rebecca Donna  
William F. Hunt  
Lynda Marlene Moshage  
Danica E. Scoma, 2025-2026 Student Trustee  
Jacy L. Miller, 2026-2027 Student Trustee

**Members Virtually Present:**

**Members Telephonically Present:**

**Members Absent:**

**Others Physically Present:** Tracy Morris, President  
Kathy Ross, Vice President for Business Services and Finance  
Mark Grzybowski, Vice President for Student Services  
Vicki Trier, Vice President for Academic Affairs  
Mary Beth Herron, Director of Human Resources  
Walt Zukowski, Attorney

**Others Virtually Present:**

**MOMENT OF SILENCE**

A moment of silence was held to remember George Cullinan, former Mayor of Oglesby; Keith Cain, former Mayor of Princeton; retired Illinois Eastern Community College President/CEO Terry Bruce; and Ronald Bird, former employee of the Dislocated Workers Center.

**APPROVAL OF AGENDA**

It was moved by Mr. Solon and seconded by Ms. Stevenson to approve the agenda. Student Advisory Vote: “Aye” – Ms. Scoma. Roll Call Vote: “Ayes” – Ms. Stevenson, Mr. Solon, Dr. Rebholz, Mr. Hunt, Ms. Moshage, Dr. Donna and Mr. McCracken. “Nay” – none. Motion carried.

**RECOGNITION OF EMERITUS/EMERITA STATUS RECIPIENTS**

Dr. Morris was pleased to recognize and read the resolutions of those who were approved by the Board in February 2026 for Emeritus/Emerita status. Recipients in attendance were Lincoln Frost, Adjunct Faculty Emeritus; Ron Groleau, Administrator Emeritus; Carole Caresio Hass Swanson, Administrator Emerita; Diane Kreiser, Staff Emerita; Gilbert Meyer, Faculty Emeritus; Randy

Rambo, Faculty Emeritus; Robert Schott, Faculty Emeritus; and Richard Vicich, Staff Emeritus. Dean Capponi, Faculty Emeritus; Michael Sankovich, Faculty Emeritus; and Emily Vescogni, Administrator Emerita, were not able to attend.

### **PUBLIC COMMENT**

IVCC student, Sunshine's Flourish, brought forth a concern about the showing of Matt Walsh's movie "What is a Woman?" by the College Republicans student organization. It was requested the Board of Trustees stop the showing of the movie. Documents with signatures to support this request were submitted.

### **INTRODUCTION OF 2026-2027 STUDENT TRUSTEE**

Dr. Morris introduced Jacy Miller as the newly elected Student Trustee. Jacy stated she attended Ottawa Township High School and served as president of her senior class. She is working towards an associate in arts and an associate in science degree at IVCC and is studying political science. Jacy never doubted attending IVCC and she feels safe and confident on campus. Both of her parents attended IVCC and two of her siblings are currently attending. Jacy feels she can be here for those students who want their voices heard.

### **CONSENT AGENDA ITEMS**

It was moved by Dr. Donna and seconded by Dr. Rebholz to approve the consent agenda, as presented.

Student Advisory Vote: "Aye" – Ms. Scoma. Roll Call Vote: "Ayes" – Ms. Stevenson, Mr. Solon, Dr. Rebholz, Mr. Hunt, Ms. Moshage, Dr. Donna and Mr. McCracken. "Nay" – none. Motion carried.

The following items were approved in the consent agenda:

Approval of Minutes – March 16, 2026 Board Meeting.

Approval of Bills - \$2,618,008.77

Education Fund - \$1,118,400.31; Operations and Maintenance Fund - \$639,515.98; Operations and Maintenance (Restricted) - \$370,231.35; Auxiliary Fund - \$411,998.47; Restricted Fund - \$21,562.18; Liability, Protection, and Settlement Fund - \$56,300.48.

Treasurer's Report

Personnel

Approved stipends for pay periods ending March 7, 2026 and March 21, 2026.

### **STUDENT TRUSTEE'S REPORT**

Ms. Scoma stated current campus activities include a Student Government Association (SGA) Ping Pong Tournament; the Annual Student Academic Awards Banquet; the Art Awards Banquet, and the International Club Culture Fair on April 23<sup>rd</sup>. The SGA will host the Annual Spring picnic on April 29<sup>th</sup> in the courtyard.

The SGA held sophomore elections on April 9<sup>th</sup> and 10<sup>th</sup>. Elected were Jacy Miller, Student Trustee; Jorge Delao, President; Kaitlyn Anderson, Vice President; Grace Pecchio, Treasurer; Izzy Pecchio, Secretary; Jenna Setchell, Sophomore Representative; and Leo Bruins and McKinzie Tarbox, Sophomore Programming.

Community College Advocacy Day was held on April 16<sup>th</sup> in Springfield. Ten IVCC students met with state leaders including Martin Torres, Sue Rezin, Li Arellano, Jr., Amy Murri Briel, Ryan Spain, and Bradley Fritts. Issues discussed with state leaders were expanding financial support, TRIO program backup funding, mental health services, support for student parents, the transfer process, internships, and baccalaureate opportunities.

Peer Mentors hosted an Aromatherapy event offering a calm space for bracelet making, meeting people, and giveaways. Information on an event for Mental Health Awareness Month for May will be coming soon.

Ms. Scoma thanked the Board of Trustees for the opportunity to accept her PTK awards by travelling for the PTK Catalyst in Baltimore; the AACC Conference in Seattle, and the PTK dinner in Springfield.

### **PRESIDENT'S REPORT**

Dr. Morris highlighted construction progress on the Dr. Alfred E. Wisgoski Agricultural Education Center and Microbiology classroom and lab. The Assessment Center has officially moved into their new space.

Explore IVCC was held on March 31<sup>st</sup> and the number of IVCC students engaged in the event was tremendous. Students participating were from the Student Ambassadors, Dental Assisting and Dental Hygiene programs, and the Computer Networking program. Explore Ag was held on April 17<sup>th</sup> with approximately 60 students in attendance and the students and area professionals led the interactive sessions.

IVCC students Autumn Gremal, Hayden Martin, Jorge Delao, Kevin Rynke, McKinzie Tarbox, Pete Wilcox, Sunshine's Flourish, Tracy Foreman, and Zach Quick participated in Illinois Community College Advocacy Day on Thursday, April 16 with a trip to the Capitol in Springfield. Kudos to Mike Phillips for accompanying the students to Springfield. The students met with Illinois Deputy Governor Martin Torres, State Senators Sue Rezin and Li Arelleno, and State Representatives Amy "Murri" Briel, Ryan Spain, and Bradley Fritts.

Congressman LaHood visited campus and met with students who answered and asked questions. The Congressman also received a tour of site of the new Dr. Alfred E. Wisgoski Agricultural Education Center. Dr. Morris recently held a session with students on legislative priorities, how to advocate and how to write letters to legislators that included sample writings.

The Student Academic Awards Banquet was held on April 15<sup>th</sup>. Dr. Jonathan Hubbell, recipient of the 2026 Stephen Charry Memorial Award for Teaching Excellence, was the speaker. Mark Grzybowski, Danielle Bell, and Crystal Credi did a tremendous job organizing the event.

Continuing Education and Business Services received a certification from LERN, the leading association in lifelong learning programming, serving over 1,000 organizations. They are also collaborating with OSF to launch a new community partnership program, Baby American Sign Language (ASL), beginning in May. Planning and coordinating summer programming is underway, including the Scrubs Camp and a second in-person EKG Technician cohort at the Ottawa Center.

Other events highlighted were the Student Nurses Association candle fundraiser which raised money for two local organizations; Ottawa High School Career and College Fair with great representation from students, faculty, and staff; Sci Fest and a Welding Competition were held on April 17<sup>th</sup> and both provided a great experience for participants; the Red Cross Blood Drive collected 28 units with 10 first time donors and 84 lives saved. Kudos to LeeAnn Johnson who has served the College so well as the club advisor; the Art show is showcasing amazing high school and college work; Kate Struckman-Johnson, Public Services Librarian, conducted a workshop of cross stitching.

The Foundation 50<sup>th</sup> Celebration was amazing and raised more than \$40,000. Over \$18,000 was raised in direct scholarships. Kudos to the Foundation planning team for this event.

The Employee Recognition event held on April 16<sup>th</sup> was wonderful with honorees, employees, retirees, Board of Trustees, and Foundation Directors in attendance. Employees were honored for years of service and Emeritus/Emerita recipients, retirees, and retirees, and faculty and support staff award winners were recognized.

Gordon Duguid, IVCC alumni, visited campus to speak on his most recent book *Counter Narrative* and his career. He is currently a visiting professor at Illinois State University.

Theatre production, 25<sup>th</sup> Annual Putnam County Spelling Bee, completed its final show on Sunday and our students were fantastic in this musical.

Thank you to the volunteers who scored the record number of Foundation scholarships submitted this year. Those who scored were comprised of Foundation Board members, a Board of Trustee member, employees, and community members.

Midland Bank employees have stepped up to volunteer in our food bank once a month.

Lift-Her, a leadership event for women, was sponsored by the Illinois Valley Area Chamber on March 12<sup>th</sup>. IVCC had one of the largest numbers of participants and it was a great leadership opportunity for our employees.

Monthly updates included enrollment for summer 2026. There is an increase of 19.63% in headcount and an increase of 13.62% in credit hours compared to Summer 2025. We are at 85.69% of budgeted hours and 81.04% of actual prior 10<sup>th</sup> day hours. The total annual budgeted credit hours is at 7.7%.

Enrollment for fall shows an increase of 50.22% in headcount and an increase of 42.21% in credit hours compared to Fall 2025. We are at 37.89% of budgeted credit hours and 37.49% of actual prior 10<sup>th</sup> day hours. The total annual budgeted credit hours is at 25.6%.

Federal legislative updates include monitoring higher education funding for Pell Grants, CCAMPIS, and SCCTG. Notification received on a one-year extension for the ADA Accessibility Guidance. TRIO not included in FY27 budget but grant applications are out.

State legislative updates include the Community College Baccalaureate was referred to the Rules Committee; PATH Grant Funding may be impacted/cut; the Adult Education Funding bill was referred to assignments; Student Supports/Wraparound Services has no specific bill was on the SAC agenda for Advocacy Day; and HB 4363 seeking to expand the oversight board to include community college representative(s) was referred to the Rules Committee.

### **COMMITTEE REPORTS**

Dr. Morris stated the Closed Session Minutes Committee met today prior to the Board meeting.

#### **APPROVAL – RESOLUTION HONORING STUDENT TRUSTEE DANICA SCOMA**

It was moved by Ms. Stevenson and seconded by Dr. Rebholz to approve the resolution, as presented.

Student Advisory Vote: “Aye” – Ms. Scoma. Roll Call Vote: “Ayes” – Ms. Stevenson, Mr. Solon, Dr. Rebholz, Mr. Hunt, Ms. Moshage, Dr. Donna and Mr. McCracken. “Nay” – none. Motion carried.

#### **RESOLUTION AMENDING CERTAIN AMOUNTS AS STATED IN THE RESOLUTION REVISING THE PURPOSES FOR WHICH THE PROCEEDS OF THE DEBT CERTIFICATES, SERIES 2011, MAY BE USED**

It was moved by Mr. Solon and seconded by Mr. Hunt to adopt the resolution as presented to authorize the remaining proceeds of the Debt Certificates, Series 2011 to assist with financing the cost of building the Dr. Alfred E. Wisgoski Agricultural Education Center.

Student Advisory Vote: “Aye” – Ms. Scoma. Roll Call Vote: “Ayes” – Ms. Stevenson, Mr. Solon, Dr. Rebholz, Mr. Hunt, Ms. Moshage, Dr. Donna and Mr. McCracken. “Nay” – none. Motion carried.

#### **PURCHASE REQUEST – DARKTRACE SECURITY RENEWAL**

It was moved by Dr. Rebholz and seconded by Ms. Moshage to approve the renewal and expansion of the Darktrace MDR platform, including Email and DLP services, with a prorated FY2026 cost of \$6,773.54 and an annual renewal cost of \$45,717 beginning September 1, 2026, for the remainder of the term, for a total cost of \$189,641.54.

Student Advisory Vote: “Aye” – Ms. Scoma. Roll Call Vote: “Ayes” – Ms. Stevenson, Mr. Solon, Dr. Rebholz, Mr. Hunt, Ms. Moshage, Dr. Donna and Mr. McCracken. “Nay” – none. Motion carried.

**PURCHASE REQUEST – INSTRUCTURE DIPLOMA SERVICES**

It was moved by Mr. Hunt and seconded by Dr. Donna to authorize the purchase of Instructure for diploma services as described above for a total of \$31,560 over three years. This purchase will be funded out of the Enrollment Services operational budget.

Student Advisory Vote: “Aye” – Ms. Scoma. Roll Call Vote: “Ayes” – Ms. Stevenson, Mr. Solon, Dr. Rebholz, Mr. Hunt, Ms. Moshage, Dr. Donna and Mr. McCracken. “Nay” – none. Motion carried.

**PURCHASE REQUEST – SLATE RENEWAL**

It was moved by Dr. Donna and seconded by Ms. Stevenson to approve the renewal of the Technolutions Slate system for a five-year term at an annual cost of \$50,000, to be funded through the IT budget across the applicable fiscal years.

Student Advisory Vote: “Aye” – Ms. Scoma. Roll Call Vote: “Ayes” – Ms. Stevenson, Mr. Solon, Dr. Rebholz, Mr. Hunt, Ms. Moshage, Dr. Donna and Mr. McCracken. “Nay” – none. Motion carried.

**APPROVAL – PROPOSED EXTENSION OF VILLAGE OF SENECA TIF-1**

It was moved by Ms. Scoma and seconded by Dr. Rebholz to approve support for the Village of Seneca related to the Old Stage Road Business Development Park TIF, as presented. This approval would authorize the administration to send letters of support to the Village and to the appropriate state legislators, upon request.

Student Advisory Vote: “Aye” – Ms. Scoma. Roll Call Vote: “Ayes” – Ms. Stevenson, Mr. Solon, Dr. Rebholz, Mr. Hunt, Ms. Moshage, Dr. Donna and Mr. McCracken. “Nay” – none. Motion carried.

**APPROVAL – PROPOSED EXTENSION OF VILLAGE OF SENECA TIF-2**

It was moved by Mr. Hunt and seconded by Ms. Steveson to approve support for the Village of Seneca related to the Shipyard Road Business Development Park TIF, as presented. This approval would authorize the administration to send letters of support to the Village and to the appropriate state legislators, upon request.

Student Advisory Vote: “Aye” – Ms. Scoma. Roll Call Vote: “Ayes” – Ms. Stevenson, Mr. Solon, Dr. Rebholz, Mr. Hunt, Ms. Moshage, Dr. Donna and Mr. McCracken. “Nay” – none. Motion carried.

**ITEMS FOR INFORMATION**

Mr. McCracken pointed out the information items on pages 49-55 of the Board book.

**TRUSTEE COMMENT**

Mr. Solon stated a student taking an Adult Education class online indicated it was a very good class and looks forward to taking more classes.

Dr. Rebholz thanked the Board for their support during her illness and kindness makes a difference.

Mr. McCracken welcomed Dr. Donna and Dr. Rebholz back to the meeting as in-person attendees.

Ms. Moshage stated she attended the ICCTA meeting in March at Moraine Valley Community College. Roundtable discussions were on Funding Shortfalls and AI: Beyond the Hype.

### **CLOSED SESSION**

Mr. McCracken requested a motion and a roll call vote at 5:53 p.m. to enter into a closed session to discuss: 1) the appointment, employment, compensation, discipline, performance, or dismissal of specific employees of the public body; 2) pending or imminent litigation; 3) collective bargaining; and 4) closed session minutes.

It was moved by Ms. Stevenson and seconded by Dr. Donna to enter into a closed session. Student Advisory Vote: “Aye” – Ms. Scoma. Roll Call Vote: “Ayes” – Ms. Stevenson, Mr. Solon, Dr. Rebholz, Mr. Hunt, Ms. Moshage, Dr. Donna and Mr. McCracken. “Nay” – none. Motion carried.

The Board entered closed session at 5:57 p.m.

It was moved by Mr. Solon and seconded by Ms. Moshage to return to the regular meeting. Student Advisory Vote: “Aye” – Ms. Scoma. Roll Call Vote: “Ayes” – Ms. Stevenson, Mr. Solon, Dr. Rebholz, Mr. Hunt, Ms. Moshage, Dr. Donna and Mr. McCracken. “Nay” – none. Motion carried.

The regular meeting resumed at 8:52 p.m.

### **POSSIBLE BOARD ACTION ON GRIEVANCE**

Mr. McCracken stated there will be no action taken this evening.

### **CLOSED SESSION MINUTES**

It was moved by Dr. Donna and seconded by Mr. Hunt to approve and retain the closed session minutes of the March 16, 2026 Board Meeting.

Student Advisory Vote: “Aye” – Ms. Scoma. Roll Call Vote: “Ayes” – Ms. Stevenson, Mr. Solon, Dr. Rebholz, Mr. Hunt, Ms. Moshage, Dr. Donna and Mr. McCracken. “Nay” – none. Motion carried.

### **OTHER**

None

### **ADJOURNMENT**

Mr. McCracken declared the meeting adjourned at 8:53 p.m.

---

Jay K. McCracken, Board Chair

---

Dr. Maureen O. Rebholz, Secretary

---

JKM MOR

**ILLINOIS VALLEY COMMUNITY COLLEGE**

**Board of Trustees**

**Minutes of Special Board Meeting**

**May 4, 2026**

The Board of Trustees of Illinois Valley Community College District No. 513 convened a regular session at 4:00 p.m. on Monday, May 4, 2026 in the Board Room (C307) at Illinois Valley Community College.

**Members Physically Present:** Jay K. McCracken, Chair  
Angela M. Stevenson, Vice Chair  
Maureen O. Rebholz, Secretary  
Everett J. Solon  
Rebecca Donna  
William F. Hunt  
Lynda Marlene Moshage

**Members Virtually Present:**

**Members Telephonically Present:**

**Members Absent:**

**Others Physically Present:** Tracy Morris, President  
Kathy Ross, Vice President for Business Services and Finance  
Vicki Trier, Vice President for Academic Affairs  
Walt Zukowski, Attorney

**Others Virtually Present:**

**APPROVAL OF AGENDA**

It was moved by Ms. Moshage and seconded by Mr. Hunt to approve the agenda.

Roll Call Vote: “Ayes” – Mr. Solon, Dr. Rebholz, Mr. Hunt, Ms. Moshage, Dr. Donna, Ms. Stevenson, and Mr. McCracken. “Nay” – none. Motion carried.

**PUBLIC COMMENT**

Tracy Lee, President of IFT Local 1810, asked for an opportunity to speak to the Board in closed session without administration present.

**CLOSED SESSION**

Mr. McCracken requested a motion and a roll call vote at 4:01 p.m. to enter into a closed session to discuss: 1) the appointment, employment, compensation, discipline, performance, or dismissal of specific employees of the public body; and 2) collective negotiating matters.

It was moved by Ms. Stevenson and seconded by Dr. Rebholz to enter into a closed session.

Roll Call Vote: “Ayes” – Mr. Solon, Dr. Rebholz, Mr. Hunt, Ms. Moshage, Dr. Donna, Ms. Stevenson, and Mr. McCracken. “Nay” – none. Motion carried.

The Board entered closed session at 4:02 p.m.

JKM      MOR

It was moved by Mr. Solon and seconded by Mr. Hunt to return to the regular meeting.  
Roll Call Vote: “Ayes” – Mr. Solon, Dr. Rebholz, Mr. Hunt, Ms. Moshage, Dr. Donna, Ms. Stevenson, and Mr. McCracken. “Nay” – none. Motion carried.

The regular meeting resumed at 6:00 p.m.

**POSSIBLE BOARD ACTION ON GRIEVANCE**

Mr. McCracken stated there will be no action taken this evening. A Board of Trustees Continued Special Meeting will take place on Monday, May 11 at 4:00 p.m.

It was moved by Dr. Donna and seconded by Ms. Stevenson to hold a Board of Trustees Continued Board Meeting on Monday, May 11, 2026 at 4:00 p.m.

Roll Call Vote: “Ayes” – Mr. Solon, Dr. Rebholz, Mr. Hunt, Ms. Moshage, Dr. Donna, Ms. Stevenson, and Mr. McCracken. “Nay” – none. Motion carried.

**OTHER**

None

**ADJOURNMENT**

Mr. McCracken declared the meeting adjourned at 6:01 p.m.

---

Jay K. McCracken, Board Chair

---

Dr. Maureen O. Rebholz, Secretary



**ILLINOIS  
VALLEY  
COMMUNITY  
COLLEGE**

**DISTRICT NO. 513**

**TREASURER'S REPORT**

**April 2026**

Kathy Ross  
V.P. for Business Services and Finance/Treasurer

Eric Johnson  
Controller

## FINANCIAL HIGHLIGHTS – April 2026

### Revenues

- As of May 1, Summer 2026 credit hours are 4,900 compared to 4,699.5 for Summer 2025 or 4.27 percent more than a year ago. Fall 2026 credit hours are 12,580 compared to 10,575.5 for Fall 2025 or 18.95 percent more than a year ago.
- Total tax collections as of April 30 are \$16,982,164 of the \$17,147,315 levy.
- Corporate Personal Property Replacement Tax (CPPRT) receipts as of April 30 were \$1,370,423 or 74.9 percent of the budgeted \$1,829,752.
- Investment income as of April 30 is \$1,199,752 or 98.5 percent of the budgeted \$1,217,999. Overall yield comparison is 3.692 as of April 30 compared to a year ago, 4.022.

### Expenses

- Overall, expenses are running at 85.3 percent of budget.
- Non-Credit Workforce Grant is running at 117.0 percent; this is a calendar year grant and we received an additional allocation beginning January 1.
- Facilities is running at 115.8 percent; it includes \$115,500 annual rent for the Ottawa Center, 2025 Campus Renovations as well as the design costs for the 2026 Campus Renovations.
- Financial Aid is running at 127.5 percent; Fall disbursement of financial aid was disbursed in September. Spring disbursement of financial aid was disbursed in February.
- Tuition waivers is running at 110.9 percent; it includes fall waivers and spring waivers applied.
- Bookstore is running at 111.4 percent; it includes the fall and spring e-campus bill.
- Financial aid, tuition waivers and bookstore expenses are directly correlated to credit hours. Our actual credit hours are higher than budgeted credit hours and therefore those expenses are running higher as well.

### Protection, Health & Safety Projects

- The 2025 Campus Renovations are almost complete. We are down to punch list items in all areas. The Assessment Center has moved to their new space! Microbiology will begin their move soon and will start offering classes in their new space this summer.
- The 2026 Campus Renovations were presented to the Board of Trustees Facilities Committee on January 27, 2026. They will include Interior Lighting (Phase II), IT Relocation/Renovation, Academic Support Center Renovation (Phase I). The Board of Trustees approved the base bid of \$3,547,000 from Lite Construction, Inc. There is a lot of prep work currently being done to ensure the timely temporary relocation of the ASC staff. Asbestos work is set to begin on May 18, 2026. A pre-construction meeting was held on April 29, 2026. The Lighting, Asbestos Abatement, and Elevator portions will be PHS. All other costs will be paid with fund balance reserves and bond proceeds.

### Other Building, Grant, and IT Work

- The Ag. Education Center began on September 8, 2025. The EDA mortgage document has been recorded and received by the EDA. NCICG has submitted our first payment request. We are waiting for approval from EDA. We have set up temporary traffic re-direction signs to assist with the prep work needed to be completed before the CDB Parking Lot project commences.

- An orientation meeting was held in mid-July with the Capital Development Board (CDB) Project Manager and the awarded architectural firm, Martin Engineering, Springfield, IL for the parking lot project. Martin Engineering submitted the final design in March. The pre-bid meeting was held on April 14, 2026. The bid opening is scheduled for May 5, 2026. We decided to build into the bid block-out dates for the first two weeks of the fall semester (8/15/2026-8/30/2026). This is a precautionary measure since CDB does not complete any work between mid-June through the end of July. Substantial completion of the project is expected at the end of September 2026.

**Illinois Valley Community College District No. 513**  
**Combined Balance Sheet**  
**All Fund Types and Account Groups**  
**April 30, 2026**  
**Unaudited**

|   | Governmental Funds Types |                      |                  | Proprietary<br>Fund Types | Fiduciary<br>Fund Types | Account Groups             |                              | Total<br>(Memorandum<br>Only) |
|---|--------------------------|----------------------|------------------|---------------------------|-------------------------|----------------------------|------------------------------|-------------------------------|
|   | General                  | Special<br>Revenue   | Debt<br>Service  | Enterprise                | Trust and<br>Agency     | General<br>Fixed<br>Assets | General<br>Long-Term<br>Debt |                               |
| <b>Assets and Other Debits</b>            |                          |                      |                  |                           |                         |                            |                              |                               |
| Cash and cash equivalents                 | \$ 2,222,284             | \$ 1,860,911         | \$ -             | \$ (619,899)              | \$ 241,124              | \$ -                       | \$ -                         | 3,704,420                     |
| Investments                               | 18,005,010               | 7,274,234            | 76,389           | -                         | 173,711                 | -                          | -                            | 25,529,344                    |
| Receivables                               |                          |                      |                  |                           |                         |                            |                              | -                             |
| Property Taxes                            | 13,144,688               | 3,858,064            | -                | -                         | -                       | -                          | -                            | 17,002,752                    |
| Governmental claims                       | -                        | 438,537              | -                | -                         | 31,238                  | -                          | -                            | 469,774                       |
| Tuition and fees                          | 2,656,578                | -                    | -                | 434,704                   | -                       | -                          | -                            | 3,091,282                     |
| Lease                                     | 128,714                  |                      |                  |                           |                         |                            |                              |                               |
| CCHC Dividend                             | 2,898,856                |                      |                  |                           |                         |                            |                              |                               |
| Due from other funds                      | 359,905                  | 88                   | -                | 659,004                   | 14,654                  | -                          | -                            | 1,033,651                     |
| Due to/from student groups                | -                        | -                    | -                | -                         | -                       | -                          | -                            | -                             |
| Bookstore inventories                     | -                        | -                    | -                | 103,023                   | -                       | -                          | -                            | 103,023                       |
| Other assets                              | 280,817                  | 102,911              | 3,709            | 3,750                     | -                       | -                          | -                            | 391,186                       |
| Deferred Outflows                         | -                        | -                    | -                | -                         | -                       | -                          | 539,984                      | 539,984                       |
| Fixed assets - net                        | -                        | -                    | -                | 20,422                    | -                       | 62,174,714                 | -                            | 62,195,135                    |
| Other debits                              |                          |                      |                  |                           |                         |                            |                              | -                             |
| Amount available in                       |                          |                      |                  |                           |                         |                            |                              | -                             |
| Debt Service Fund                         | -                        | -                    | -                | -                         | -                       | -                          | -                            | -                             |
| Amount to be provided                     |                          |                      |                  |                           |                         |                            |                              | -                             |
| to retire debt                            | -                        | -                    | -                | -                         | -                       | -                          | 12,070,867                   | 12,070,867                    |
| <b>Total assets and deferred outflows</b> | <b>\$ 39,696,851</b>     | <b>\$ 13,534,745</b> | <b>\$ 80,098</b> | <b>\$ 601,004</b>         | <b>\$ 460,728</b>       | <b>\$ 62,174,714</b>       | <b>\$ 12,610,851</b>         | <b>\$ 129,158,990</b>         |

**Illinois Valley Community College District No. 513**  
**Combined Balance Sheet**  
**All Fund Types and Account Groups**  
**April 30, 2026**  
**Unaudited**

|   | Governmental Funds Types |                      |                  | Proprietary<br>Fund Types | Fiduciary<br>Fund Types | Account Groups             |                              | Total<br>(Memorandum<br>Only) |
|---|--------------------------|----------------------|------------------|---------------------------|-------------------------|----------------------------|------------------------------|-------------------------------|
|   | General                  | Special<br>Revenue   | Debt<br>Service  | Enterprise                | Trust and<br>Agency     | General<br>Fixed<br>Assets | General<br>Long-Term<br>Debt |                               |
| <b>Liabilities</b>                        |                          |                      |                  |                           |                         |                            |                              |                               |
| Accounts payable                          | 24,205                   | 7,027                | -                | 2,706                     | 7,820                   | -                          | -                            | 41,758                        |
| Accrued salaries & benefits               | 1,791,369                | 40,579               | -                | 26,210                    | -                       | -                          | -                            | 1,858,159                     |
| Post-retirement benefits & other          | 161,063                  | -                    | -                | 4,682                     | -                       | -                          | -                            | 165,745                       |
| Unclaimed property                        | 8,393                    | -                    | -                | -                         | -                       | -                          | -                            | 8,393                         |
| Due to other funds                        | 433,552                  | 327,532              | -                | -                         | 272,567                 | -                          | -                            | 1,033,651                     |
| Due to student groups/deposits            | -                        | -                    | -                | -                         | 180,341                 | -                          | -                            | 180,341                       |
| Current Portion-Capital Lease             | -                        | -                    | -                | -                         | -                       | -                          | 211,400                      | 211,400                       |
| Current Portion-SBITA                     | -                        | -                    | -                | -                         | -                       | -                          | 665,605                      | 665,605                       |
| Accrued Interest                          | -                        | -                    | -                | -                         | -                       | -                          | 30,051                       | 30,051                        |
| Bond Payable                              | -                        | -                    | -                | -                         | -                       | -                          | 1,610,000                    | 1,610,000                     |
| Capital Lease Payable                     | -                        | -                    | -                | 3                         | -                       | -                          | 302,728                      | 302,731                       |
| SBITA Payable                             | -                        | -                    | -                | -                         | -                       | -                          | 654,013                      | 654,013                       |
| Deferred inflows                          |                          |                      |                  |                           |                         |                            |                              |                               |
| Property taxes                            | 6,574,645                | 1,929,704            | -                | -                         | -                       | -                          | -                            | 8,504,349                     |
| Tuition and fees                          | 2,837,883                | -                    | -                | 337,264                   | -                       | -                          | -                            | 3,175,147                     |
| Grants                                    | -                        | -                    | -                | -                         | -                       | -                          | -                            | -                             |
| Lease Receivable                          | 128,714                  | -                    | -                | -                         | -                       | -                          | -                            | 128,714                       |
| OPEB                                      | -                        | -                    | -                | -                         | -                       | -                          | 4,849,676                    | 4,849,676                     |
| OPEB long term debt                       | -                        | -                    | -                | -                         | -                       | -                          | 4,287,379                    | 4,287,379                     |
| <b>Total Liabilities</b>                  | <b>11,959,824</b>        | <b>2,304,843</b>     | <b>-</b>         | <b>370,865</b>            | <b>460,728</b>          | <b>-</b>                   | <b>12,610,851</b>            | <b>27,707,111</b>             |
| <b>Net Position/Net Assets</b>            |                          |                      |                  |                           |                         |                            |                              |                               |
| Net investment in general fixed assets    | -                        | -                    | -                | -                         | -                       | 62,174,714                 | -                            | 62,174,714                    |
| Fund balance                              | -                        | -                    | -                | -                         | -                       | -                          | -                            | -                             |
| Reserved for restricted purposes          | -                        | 11,229,902           | -                | -                         | -                       | -                          | -                            | 11,229,902                    |
| Reserved for debt service                 | -                        | -                    | 80,098           | -                         | -                       | -                          | -                            | 80,098                        |
| Unreserved                                | 27,737,027               | -                    | -                | 230,139                   | -                       | -                          | -                            | 27,967,166                    |
|   |                          |                      |                  |                           |                         |                            |                              | -                             |
| <b>Total liabilities and net position</b> | <b>\$ 39,696,851</b>     | <b>\$ 13,534,745</b> | <b>\$ 80,098</b> | <b>\$ 601,004</b>         | <b>\$ 460,728</b>       | <b>\$ 62,174,714</b>       | <b>\$ 12,610,851</b>         | <b>\$ 129,158,990</b>         |

**Illinois Valley Community College District No. 513**  
**Summary of Fiscal Year 2026 Revenues & Expenditures by Fund**  
**For the ten months ended April 30, 2026**  
**Unaudited**

|  | Education<br>Fund    | Operations<br>&<br>Maintenance<br>Fund | Operations &<br>Maintenance<br>Restricted<br>Fund | Debt<br>Service<br>Fund | Auxiliary<br>Enterprise<br>Fund | Restricted<br>Purposes<br>Fund | Working<br>Cash<br>Fund | Audit<br>Fund    | Liability<br>Protection &<br>Settlement<br>Fund | Total<br>(Memorandum<br>Only) |
|--|----------------------|--|---|-------------------------|---------------------------------|--------------------------------|-------------------------|------------------|---|-------------------------------|
| Actual Revenue   | \$ 24,550,131        | \$ 3,077,261                           | \$ 2,335,747                                      | \$ 12,191               | \$ 1,611,062                    | \$ 6,765,862                   | \$ 1,806,989            | \$ 47,210        | \$ 1,649,873                                    | \$ 41,856,325                 |
| Actual Expenditures  | 20,748,701           | 5,258,961                              | 4,303,912   | 270                     | 2,122,793                       | 6,228,661                      | 23,836                  | 36,000           | 1,349,961                                       | 40,073,093                    |
| Other Financing Sources (Uses)   | (10,000)             | -                                      | 870,000   | (870,000)               | -                               | 10,000                         | -                       | -                | -   | -                             |
| Excess (deficit) of Revenues and<br>other financing sources over<br>expenditures and other financing<br>uses | 3,791,431            | (2,181,700)                            | (1,098,165)                                       | (858,079)               | (511,731)                       | 547,202                        | 1,783,153               | 11,210           | 299,912   | 1,783,232                     |
| Fund balances July 1, 2025   | 22,591,256           | 3,969,409                              | 3,035,894   | 938,177                 | 438,781                         | 275,111                        | 5,395,775               | 35,859           | 921,738   | 37,602,000                    |
| Fund balances April 30, 2026   | <u>\$ 26,382,687</u> | <u>\$ 1,787,709</u>                    | <u>\$ 1,937,729</u>                               | <u>\$ 80,098</u>        | <u>\$ (72,950)</u>              | <u>\$ 822,313</u>              | <u>\$ 7,178,928</u>     | <u>\$ 47,069</u> | <u>\$ 1,221,650</u>                             | <u>\$ 39,385,232</u>          |

**Illinois Valley Community College District No. 513**  
**Summary of Fiscal Year 2026 Revenues & Expenditures by Fund**  
**For the ten months ended April 30, 2026**  
**Unaudited**

|   | Annual Budget        |                      | Actual/Budget | Annual Budget        |                      | Actual/Budget |
|---|----------------------|----------------------|---------------|----------------------|----------------------|---------------|
|   | 4/30/2026            | FY2026               | 83.3%         | 4/30/2025            | FY2025               | 83.3%         |
| <b>EDUCATION FUND REVENUES</b>              |                      |                      |               |                      |                      |               |
| Local Government Sources:                   |                      |                      |               |                      |                      |               |
| Current Taxes                               | \$ 11,295,386        | \$ 11,612,940        | 97.3%         | \$ 10,462,487        | \$ 10,777,223        | 97.1%         |
| Corporate Personal Property Replacement Tax | 1,164,860            | 1,558,496            | 74.7%         | 1,170,703            | 2,665,550            | 43.9%         |
| Tax Increment Financing Distributions       | 451,306              | 357,000              | 126.4%        | 405,001              | 443,700              | 91.3%         |
| Total Local Government                      | <u>12,911,552</u>    | <u>13,528,436</u>    | 95.4%         | <u>12,038,191</u>    | <u>13,886,473</u>    | 86.7%         |
| State Government:                           |                      |                      |               |                      |                      |               |
| ICCB Credit Hour Grant                      | 1,652,635            | 2,009,101            | 82.3%         | 1,755,802            | 1,962,850            | 89.5%         |
| Equalization Grant                          | 41,667               | 50,000               | 83.3%         | 37,500               | 50,000               | 75.0%         |
| Career/Technical Education Formula Grant    | 245,789              | 246,384              | 99.8%         | 241,553              | 237,699              | 101.6%        |
| Other                                       | -                    | -                    |               | -                    | -                    |               |
| Total State Government                      | <u>1,940,091</u>     | <u>2,305,485</u>     | 84.2%         | <u>2,034,855</u>     | <u>2,250,549</u>     | 90.4%         |
| Federal Government                          |                      |                      |               |                      |                      |               |
| PELL Administrative Fees                    | 4,685                | 6,000                | 78.1%         | 6,071                | 8,000                | 75.9%         |
| Total Federal Government                    | <u>4,685</u>         | <u>6,000</u>         | 78.1%         | <u>6,071</u>         | <u>8,000</u>         | 75.9%         |
| Student Tuition and Fees:                   |                      |                      |               |                      |                      |               |
| Tuition                                     | 7,491,603            | 7,249,704            | 103.3%        | 7,043,480            | 6,480,435            | 108.7%        |
| Fees  | 1,103,922            | 1,084,212            | 101.8%        | 941,366              | 914,982              | 102.9%        |
| Total Tuition and Fees                      | <u>8,595,525</u>     | <u>8,333,916</u>     | 103.1%        | <u>7,984,846</u>     | <u>7,395,417</u>     | 108.0%        |
| Other Sources:                              |                      |                      |               |                      |                      |               |
| Public Service Revenue                      | 183,330              | 303,450              | 60.4%         | 236,239              | 302,472              | 78.1%         |
| Other Sources:                              | 914,948              | 871,265              | 105.0%        | 775,857              | 795,302              | 97.6%         |
| Total Other Sources                         | <u>1,098,278</u>     | <u>1,174,715</u>     | 93.5%         | <u>1,012,095</u>     | <u>1,097,774</u>     | 92.2%         |
| <b>TOTAL EDUCATION FUND REVENUE</b>         | <u>\$ 24,550,131</u> | <u>\$ 25,348,552</u> | 96.9%         | <u>\$ 23,076,058</u> | <u>\$ 24,638,213</u> | 93.7%         |
| <b>EDUCATION FUND EXPENDITURES</b>          |                      |                      |               |                      |                      |               |
| Instruction:                                |                      |                      |               |                      |                      |               |
| Salaries                                    | 7,583,129            | 8,911,809            | 85.1%         | 7,473,694            | 8,866,718            | 84.3%         |
| Employee Benefits                           | 1,658,911            | 1,755,963            | 94.5%         | 1,632,350            | 1,807,840            | 90.3%         |
| Contractual Services                        | 99,212               | 212,551              | 46.7%         | 95,906               | 176,990              | 54.2%         |
| Materials & Supplies                        | 338,221              | 614,693              | 55.0%         | 288,521              | 542,413              | 53.2%         |
| Conference & Meeting                        | 99,781               | 305,045              | 32.7%         | 75,690               | 195,492              | 38.7%         |
| Fixed Charges                               | 92,873               | 103,750              | 89.5%         | 85,308               | 92,000               | 92.7%         |
| Capital Outlay                              | 29,455               | -                    | 0.0%          | 8,950                | 65,260               | 0.0%          |
| Other                                       | 379                  | -                    | 0.0%          | 278                  | -                    | 0.0%          |
| Total Instruction                           | <u>9,901,961</u>     | <u>11,903,811</u>    | 83.2%         | <u>9,660,697</u>     | <u>11,746,713</u>    | 82.2%         |

**Illinois Valley Community College District No. 513**  
**Summary of Fiscal Year 2026 Revenues & Expenditures by Fund**  
**For the ten months ended April 30, 2026**  
**Unaudited**

|  | Annual Budget<br>4/30/2026 | Annual Budget<br>FY2026 | Actual/Budget<br>83.3% | Annual Budget<br>4/30/2025 | Annual Budget<br>FY2025 | Actual/Budget<br>83.3% |
|--|----------------------------|-------------------------|------------------------|----------------------------|-------------------------|------------------------|
| <b>Academic Support:</b>                     |                            |                         |                        |                            |                         |                        |
| Salaries                                     | 1,165,607                  | 1,444,903               | 80.7%                  | 1,072,199                  | 1,363,864               | 78.6%                  |
| Employee Benefits                            | 197,619                    | 207,395                 | 95.3%                  | 181,035                    | 220,352                 | 82.2%                  |
| Contractual Services                         | 89,412                     | 284,949                 | 31.4%                  | 61,854                     | 215,744                 | 28.7%                  |
| Materials & Supplies                         | 342,496                    | 485,451                 | 70.6%                  | 423,688                    | 315,314                 | 134.4%                 |
| Conference & Meeting                         | 5,704                      | 21,068                  | 27.1%                  | 5,774                      | 17,675                  | 32.7%                  |
| Utilities                                    | 42,496                     | 42,750                  | 99.4%                  | 34,374                     | 25,500                  | 134.8%                 |
| Capital Outlay                               | -                          | -                       | 0.0%                   | -                          | -                       |                        |
| Other  | -                          | -                       | 0.0%                   | -                          | -                       |                        |
| Total Academic Support                       | <u>1,843,334</u>           | <u>2,486,516</u>        | 74.1%                  | <u>1,778,924</u>           | <u>2,158,449</u>        | 82.4%                  |
| <b>Student Services:</b>                     |                            |                         |                        |                            |                         |                        |
| Salaries                                     | 1,470,325                  | 1,970,636               | 74.6%                  | 1,342,329                  | 1,806,804               | 74.3%                  |
| Employee Benefits                            | 399,886                    | 403,128                 | 99.2%                  | 308,093                    | 370,295                 | 83.2%                  |
| Contractual Services                         | 61,682                     | 112,872                 | 54.6%                  | 80,278                     | 105,992                 | 75.7%                  |
| Materials & Supplies                         | 73,556                     | 124,317                 | 59.2%                  | 64,817                     | 101,045                 | 64.1%                  |
| Conference & Meeting                         | 27,883                     | 61,500                  | 45.3%                  | 21,126                     | 57,062                  | 37.0%                  |
| Utilities                                    | 375                        | -                       | 0.0%                   | 440                        | -                       |                        |
| Total Student Services                       | <u>2,033,707</u>           | <u>2,672,453</u>        | 76.1%                  | <u>1,817,084</u>           | <u>2,441,198</u>        | 74.4%                  |
| <b>Public Services/Continuing Education:</b> |                            |                         |                        |                            |                         |                        |
| Salaries                                     | 350,992                    | 417,891                 | 84.0%                  | 346,617                    | 438,148                 | 79.1%                  |
| Employee Benefits                            | 93,541                     | 95,690                  | 97.8%                  | 102,586                    | 106,609                 | 96.2%                  |
| Contractual Services                         | 229,196                    | 307,000                 | 74.7%                  | 276,470                    | 217,000                 | 127.4%                 |
| Materials & Supplies                         | 63,215                     | 81,500                  | 77.6%                  | 61,320                     | 85,200                  | 72.0%                  |
| Conference & Meeting                         | 7,415                      | 11,600                  | 63.9%                  | 8,427                      | 22,600                  | 37.3%                  |
| Utilities                                    | -                          | -                       | 0.0%                   | -                          | -                       |                        |
| Other  | -                          | -                       | 0.0%                   | -                          | -                       |                        |
| Total Public Services/Continuing Education   | <u>744,358</u>             | <u>913,681</u>          | 81.5%                  | <u>795,420</u>             | <u>869,557</u>          | 91.5%                  |
| <b>Institutional Support:</b>                |                            |                         |                        |                            |                         |                        |
| Salaries                                     | 2,280,403                  | 2,769,954               | 82.3%                  | 2,090,095                  | 2,708,204               | 77.2%                  |
| Employee Benefits                            | 708,442                    | 738,543                 | 95.9%                  | 650,271                    | 731,323                 | 88.9%                  |
| Contractual Services                         | 1,243,383                  | 1,303,210               | 95.4%                  | 1,262,226                  | 1,565,879               | 80.6%                  |
| Materials & Supplies                         | 384,868                    | 596,648                 | 64.5%                  | 466,375                    | 509,230                 | 91.6%                  |
| Conference & Meeting                         | 69,517                     | 108,133                 | 64.3%                  | 42,086                     | 104,276                 | 40.4%                  |
| Utilities                                    | 26,813                     | 16,150                  | 166.0%                 | 20,386                     | 10,500                  | 194.1%                 |
| Capital Outlay                               | -                          | 2,452,964               | 0.0%                   | 89,333                     | 878,000                 |                        |
| Other  | 180,397                    | 45,500                  | 396.5%                 | 4,211                      | 25,500                  | 16.5%                  |
| Provision for Contingency                    | -                          | 192,195                 | 0.0%                   | -                          | 162,129                 | 0.0%                   |
| Total Institutional Support                  | <u>4,893,825</u>           | <u>8,223,297</u>        | 59.5%                  | <u>4,624,983</u>           | <u>6,695,041</u>        | 69.1%                  |
| Scholarships, Grants and Waivers             | <u>1,331,516</u>           | <u>1,156,000</u>        | 115.2%                 | <u>1,124,796</u>           | <u>1,080,500</u>        | 104.1%                 |
| <b>TOTAL EDUCATION FUND EXPENDITURES</b>     | <u>\$ 20,748,701</u>       | <u>\$ 27,355,758</u>    | 75.8%                  | <u>\$ 19,801,903</u>       | <u>\$ 24,991,458</u>    | 79.2%                  |
| <b>INTERFUND TRANSFERS - NET</b>             | <u>\$ (10,000)</u>         | <u>\$ (95,758)</u>      | 10.4%                  | <u>\$ (10,000)</u>         | <u>\$ 43,245</u>        | -23.1%                 |

**Illinois Valley Community College District No. 513**  
**Summary of Fiscal Year 2026 Revenues & Expenditures by Fund**  
**For the ten months ended April 30, 2026**  
**Unaudited**

|  | Annual Budget       |                     | Actual/Budget | Annual Budget       |                     | Actual/Budget |
|--|---------------------|---------------------|---------------|---------------------|---------------------|---------------|
|  | 4/30/2026           | FY2026              | 83.3%         | 4/30/2025           | FY2025              | 83.3%         |
| <b>OPERATIONS &amp; MAINTENANCE FUND REVENUES</b>      |                     |                     |               |                     |                     |               |
| Local Government Sources:                              |                     |                     |               |                     |                     |               |
| Current Taxes  | \$ 1,833,469        | \$ 1,889,051        | 97.1%         | \$ 1,720,551        | \$ 1,774,029        | 97.0%         |
| Corporate Personal Property Replacement Tax            | 205,563             | 271,256             | 75.8%         | 206,595             | 400,225             | 51.6%         |
| Tax Increment Financing Disbursements                  | 150,435             | 121,380             | 123.9%        | 135,007             | 122,955             | 109.8%        |
| Total Local Government                                 | <u>2,189,468</u>    | <u>2,281,687</u>    | 96.0%         | <u>2,062,153</u>    | <u>2,297,209</u>    | 89.8%         |
| State Government:                                      |                     |                     |               |                     |                     |               |
| ICCB Credit Hour Grant                                 | 286,753             | 350,898             | 81.7%         | 302,827             | 341,899             | 88.6%         |
| Total State Government                                 | <u>286,753</u>      | <u>350,898</u>      | 81.7%         | <u>302,827</u>      | <u>341,899</u>      | 88.6%         |
| Student Tuition and Fees                               |                     |                     |               |                     |                     |               |
| Tuition  | 419,809             | 400,513             | 104.8%        | 391,344             | 360,646             | 108.5%        |
| Total Tuition and Fees                                 | <u>419,809</u>      | <u>400,513</u>      | 104.8%        | <u>391,344</u>      | <u>360,646</u>      | 108.5%        |
| Other Sources:   |                     |                     |               |                     |                     |               |
| Facilities Revenue                                     | 92,963              | 105,266             | 88.3%         | 118,265             | 112,080             | 105.5%        |
| Investment Revenue                                     | 85,942              | 188,599             | 45.6%         | 166,117             | 166,250             | 99.9%         |
| Other  | 2,326               | 4,000               | 58.1%         | 1,985               | 5,000               | 39.7%         |
| Total Other Sources                                    | <u>181,231</u>      | <u>297,865</u>      | 60.8%         | <u>286,366</u>      | <u>283,330</u>      | 101.1%        |
| <b>TOTAL OPERATIONS &amp; MAINTENANCE REVENUES</b>     | <u>\$ 3,077,261</u> | <u>\$ 3,330,963</u> | 92.4%         | <u>\$ 3,042,690</u> | <u>\$ 3,283,084</u> | 92.7%         |
| <b>OPERATIONS &amp; MAINTENANCE FUND EXPENDITURES</b>  |                     |                     |               |                     |                     |               |
| Operations & Maintenance of Plant:                     |                     |                     |               |                     |                     |               |
| Salaries   | 997,433             | 1,235,390           | 80.7%         | 920,683             | 1,200,296           | 76.7%         |
| Employee Benefits                                      | 317,608             | 344,705             | 92.1%         | 295,546             | 334,181             | 88.4%         |
| Contractual Services                                   | 156,304             | 180,300             | 86.7%         | 116,693             | 179,200             | 65.1%         |
| Materials & Supplies                                   | 161,432             | 315,500             | 51.2%         | 350,687             | 357,250             | 98.2%         |
| Conference & Meeting                                   | 747                 | 900                 | 83.0%         | 343                 | 1,300               | 26.4%         |
| Fixed Charges  | 326,548             | 299,000             | 109.2%        | 296,964             | 216,000             | 137.5%        |
| Utilities  | 629,220             | 701,000             | 89.8%         | 513,125             | 729,100             | 70.4%         |
| Capital Outlay   | 2,578,751           | 1,246,441           | 206.9%        | 247,451             | 1,569,415           | 15.8%         |
| Provision for Contingency                              | -                   | 10,184              | 0.0%          | -                   | 18,932              | 0.0%          |
| Other  | -                   | -                   | #DIV/0!       | -                   | -                   | #DIV/0!       |
| Total Operations & Maintenance of Plant                | <u>5,168,043</u>    | <u>4,333,420</u>    | 119.3%        | <u>2,741,492</u>    | <u>4,605,674</u>    | 59.5%         |
| Institutional Support:                                 |                     |                     |               |                     |                     |               |
| Salaries   | 49,922              | 67,243              | 74.2%         | 54,093              | 64,242              | 84.2%         |
| Employee Benefits                                      | 30,944              | 41,080              | 75.3%         | 36,067              | 40,773              | 88.5%         |
| Contractual Services                                   | 2,746               | 2,850               | 96.4%         | 2,746               | 2,615               | 105.0%        |
| Materials & Supplies                                   | 3,174               | 6,011               | 52.8%         | 3,019               | 5,580               | 54.1%         |
| Fixed Charges  | 4,132               | 4,300               | 96.1%         | 4,099               | 4,200               | 97.6%         |
| Other  | -                   | -                   |               | 39,988              | -                   |               |
| Total Institutional Support                            | <u>90,918</u>       | <u>121,484</u>      | 74.8%         | <u>140,012</u>      | <u>117,410</u>      | 119.3%        |
| <b>TOTAL OPERATIONS &amp; MAINTENANCE EXPENDITURES</b> | <u>\$ 5,258,961</u> | <u>\$ 4,454,904</u> | 118.0%        | <u>\$ 2,881,504</u> | <u>\$ 4,723,084</u> | 61.0%         |
| <b>INTERFUND TRANSFERS - NET</b>                       | <u>\$ -</u>         | <u>\$ -</u>         | #DIV/0!       | <u>\$ -</u>         | <u>\$ -</u>         | #DIV/0!       |

**Illinois Valley Community College District No. 513**  
**Summary of Fiscal Year 2026 Revenues & Expenditures by Fund**  
**For the ten months ended April 30, 2026**  
**Unaudited**

|  | Annual Budget       |                     | Actual/Budget | Annual Budget       |                     | Actual/Budget |
|--|---------------------|---------------------|---------------|---------------------|---------------------|---------------|
|  | 4/30/2026           | FY2026              | 83.3%         | 4/30/2025           | FY2025              | 83.3%         |
| <b>OPERATIONS &amp; MAINTENANCE FUND (RESTRICTED)</b>                    |                     |                     |               |                     |                     |               |
| Local Government Sources:  |                     |                     |               |                     |                     |               |
| Current Taxes  | \$ 2,177,369        | \$ 2,020,344        | 107.8%        | \$ 1,152,900        | \$ 1,229,645        | 93.8%         |
| State Government Sources   | 72,649              | 208,478             | 0.0%          | 4,360               | 220,788             | 0.0%          |
| Federal Government Sources   | -                   | 3,019,714           | 0.0%          | -                   | 3,500,000           | 0.0%          |
| Investment Revenue   | 85,729              | 97,850              | 87.6%         | 74,515              | 114,000             | 65.4%         |
| Other  | -                   | -                   | 0.0%          | -                   | -                   | 0.0%          |
| <b>TOTAL OPERATIONS &amp; MAINTENANCE FUND (RESTRICTED) REVENUES</b>     | <b>\$ 2,335,747</b> | <b>\$ 5,346,386</b> | <b>43.7%</b>  | <b>\$ 1,231,775</b> | <b>\$ 5,064,433</b> | <b>24.3%</b>  |
| <b>OPERATIONS &amp; MAINTENANCE FUND RESTRICTED EXPENDITURES</b>         |                     |                     |               |                     |                     |               |
| Contractual Services   | 5,524               | 504,357             | 0.0%          | 5,514               | 505,777             | 0.0%          |
| Materials and Supplies   | 600                 | -                   | 0.0%          | -                   | -                   | 0.0%          |
| Fixed Charges  | -                   | -                   | 0.0%          | -                   | -                   | 0.0%          |
| Capital Outlay   | 4,297,787           | 5,537,695           | 77.6%         | 757,247             | 6,080,406           | 12.5%         |
| <b>TOTAL OPERATIONS &amp; MAINTENANCE FUND (RESTRICTED) EXPENDITURES</b> | <b>\$ 4,303,912</b> | <b>\$ 6,042,052</b> | <b>71.2%</b>  | <b>\$ 762,761</b>   | <b>\$ 6,586,183</b> | <b>11.6%</b>  |
| <b>INTERFUND TRANSFERS - NET</b>   | <b>\$ 870,000</b>   | <b>\$ 930,000</b>   | <b>93.5%</b>  | <b>\$ -</b>         | <b>\$ 870,000</b>   | <b>0.0%</b>   |
| <b>DEBT SERVICE FUND</b>   |                     |                     |               |                     |                     |               |
| Investment Revenue   | \$ 12,191           | \$ 8,000            | 152.4%        | \$ 45,580           | \$ 8,000            | 569.8%        |
| <b>TOTAL DEBT SERVICE FUND REVENUES</b>                                  | <b>\$ 12,191</b>    | <b>\$ 8,000</b>     | <b>152.4%</b> | <b>\$ 45,580</b>    | <b>\$ 8,000</b>     | <b>569.8%</b> |
| <b>TOTAL DEBT SERVICE FUND EXPENDITURES</b>                              | <b>\$ 270</b>       | <b>\$ -</b>         | <b>0.0%</b>   | <b>\$ 913</b>       | <b>\$ -</b>         | <b>0.0%</b>   |
| <b>INTERFUND TRANSFERS - NET</b>   | <b>\$ (870,000)</b> | <b>\$ (930,000)</b> | <b>93.5%</b>  | <b>\$ -</b>         | <b>\$ (870,000)</b> | <b>0.0%</b>   |
| <b>AUXILIARY ENTERPRISES FUND REVENUE</b>                                |                     |                     |               |                     |                     |               |
| Service Fees   | \$ 1,587,593        | \$ 1,569,624        | 101.1%        | \$ 1,476,067        | \$ 1,597,503        | 92.4%         |
| Investment Revenue   | -                   | 14,000              | 0.0%          | 463                 | 3,000               | 15.4%         |
| Other Revenue  | 23,468              | 200                 | 11734.2%      | 8,528               | 200                 | 4263.9%       |
| <b>TOTAL AUXILIARY ENTERPRISES FUND REVENUES</b>                         | <b>\$ 1,611,062</b> | <b>\$ 1,583,824</b> | <b>101.7%</b> | <b>\$ 1,485,058</b> | <b>\$ 1,600,703</b> | <b>92.8%</b>  |
| <b>AUXILIARY ENTERPRISES FUND EXPENSES</b>                               |                     |                     |               |                     |                     |               |
| Salaries   | 326,200             | 376,562             | 86.6%         | 319,370             | 364,331             | 87.7%         |
| Employee Benefits  | 66,108              | 86,094              | 76.8%         | 72,555              | 104,920             | 69.2%         |
| Contractual Services   | 1,078,728           | 1,017,530           | 106.0%        | 978,304             | 996,035             | 98.2%         |
| Materials & Supplies   | 534,351             | 480,435             | 111.2%        | 567,197             | 483,198             | 117.4%        |
| Conference & Meeting   | 45,471              | 43,048              | 105.6%        | 52,501              | 40,352              | 130.1%        |
| Fixed Charges  | 71,917              | 61,033              | 117.8%        | 49,025              | 58,696              | 83.5%         |
| Capital Outlay/Depreciation  | -                   | -                   | 0.0%          | -                   | -                   | #DIV/0!       |
| Other  | 16                  | -                   | #DIV/0!       | -                   | -                   | #DIV/0!       |

**Illinois Valley Community College District No. 513**  
**Summary of Fiscal Year 2026 Revenues & Expenditures by Fund**  
**For the ten months ended April 30, 2026**  
**Unaudited**

|  | Annual Budget |              | Actual/Budget<br>83.3% | Annual Budget |              | Actual/Budget<br>83.3% |
|--|---------------|--------------|------------------------|---------------|--------------|------------------------|
|  | 4/30/2026     | FY2026       |                        | 4/30/2025     | FY2025       |                        |
| <b>TOTAL AUXILIARY ENTERPRISES EXPENDITURES</b>        | \$ 2,122,793  | \$ 2,064,702 | 102.8%                 | \$ 2,038,952  | \$ 2,047,532 | 99.6%                  |
| <b>AUXILIARY ENTERPRISES INTERFUND TRANSFERS - NET</b> | \$ -          | \$ 497,172   | 0.0%                   | \$ -          | \$ 454,029   | 0.0%                   |

**Illinois Valley Community College District No. 513**  
**Summary of Fiscal Year 2026 Revenues & Expenditures by Fund**  
**For the ten months ended April 30, 2026**  
**Unaudited**

|   | Annual Budget       |                     | Actual/Budget | Annual Budget       |                     | Actual/Budget  |
|---|---------------------|---------------------|---------------|---------------------|---------------------|----------------|
|   | 4/30/2026           | FY2026              | 83.3%         | 4/30/2025           | FY2025              | 83.3%          |
| <b>RESTRICTED PURPOSE FUND REVENUES</b>       |                     |                     |               |                     |                     |                |
| State Government Sources                      | \$ 1,502,142        | \$ 755,243          | 198.9%        | \$ 1,189,589        | \$ 659,077          | 180.5%         |
| Federal Government Sources                    | 5,212,270           | 4,411,810           | 118.1%        | 5,615,523           | 4,408,805           | 127.4%         |
| Nongovernmental Gifts or Grants               | 16,183              | -                   | 0.0%          | 35,857              | -                   | #DIV/0!        |
| Other Revenue                                 | 35,267              | 2,000               | 1763.3%       | 85,173              | 2,000               | 0.0%           |
| <b>TOTAL RESTRICTED PURPOSE FUND REVENUES</b> | <b>\$ 6,765,862</b> | <b>\$ 5,169,053</b> | <b>130.9%</b> | <b>\$ 6,926,143</b> | <b>\$ 5,069,882</b> | <b>136.6%</b>  |
| <b>RESTRICTED PURPOSE FUND EXPENDITURES</b>   |                     |                     |               |                     |                     |                |
| Instruction:                                  |                     |                     |               |                     |                     |                |
| Salaries                                      | 419,421             | 527,642             | 79.5%         | 421,095             | 687,303             | 61.3%          |
| Employee Benefits                             | 133,225             | 184,541             | 72.2%         | 140,954             | 253,816             | 55.5%          |
| Contractual Services                          | 70,685              | 112,698             | 62.7%         | 188,412             | 107,651             | 175.0%         |
| Materials & Supplies                          | 96,008              | 155,752             | 61.6%         | 313,602             | 166,223             | 188.7%         |
| Conference & Meeting                          | 5,532               | 14,350              | 38.6%         | 16,457              | 24,950              | 66.0%          |
| Utilities                                     | -                   | -                   | #DIV/0!       | -                   | -                   | #DIV/0!        |
| Capital Outlay                                | 166,688             | 150,081             |               | 139,179             | -                   | 0.0%           |
| Other   | -                   | -                   |               | -                   | -                   | 0.0%           |
| <b>Total Instruction</b>                      | <b>891,559</b>      | <b>1,145,064</b>    | <b>77.9%</b>  | <b>1,219,699</b>    | <b>1,239,943</b>    | <b>98.4%</b>   |
| Academic Support                              |                     |                     |               |                     |                     |                |
| Salaries                                      | -                   | -                   | 0.0%          | -                   | -                   | 0.0%           |
| Employee Benefits                             | -                   | -                   | 0.0%          | -                   | -                   | 0.0%           |
| Contractual Services                          | -                   | -                   | 0.0%          | -                   | -                   | #DIV/0!        |
| Materials and Supplies                        | -                   | -                   | 0.0%          | -                   | -                   | #DIV/0!        |
| Conference & Meeting                          | -                   | -                   | 0.0%          | 5,777               | -                   | 0.0%           |
| <b>Total Academic Support</b>                 | <b>-</b>            | <b>-</b>            |               | <b>5,777</b>        | <b>-</b>            | <b>#DIV/0!</b> |
| Student Services:                             |                     |                     |               |                     |                     |                |
| Salaries                                      | 197,230             | 238,249             | 82.8%         | 193,515             | 223,904             | 86.4%          |
| Employee Benefits                             | 55,673              | 69,232              | 80.4%         | 54,557              | 80,330              | 67.9%          |
| Contractual Services                          | 7,900               | 6,290               | 125.6%        | 19,750              | 4,781               | 413.1%         |
| Materials & Supplies                          | 11,988              | 6,579               | 182.2%        | 30,795              | 1,900               | 1620.8%        |
| Conference & Meeting                          | 7,630               | 9,398               | 81.2%         | 14,086              | 5,175               | 272.2%         |
| Utilities                                     | -                   | -                   | 0.0%          | -                   | -                   | 0.0%           |
| Capital Outlay                                | -                   | -                   | 0.0%          | -                   | -                   | #DIV/0!        |
| Tuition Waivers (TRIO Grant)                  | 27,150              | 27,706              | 98.0%         | 28,730              | 28,000              | 102.6%         |
| <b>Total Student Services</b>                 | <b>307,572</b>      | <b>357,454</b>      | <b>86.0%</b>  | <b>341,432</b>      | <b>344,090</b>      | <b>99.2%</b>   |
| Public Services/Continuing Education:         |                     |                     |               |                     |                     |                |
| Salaries                                      | 45,172              | 76,115              | 59.3%         | 40,377              | 45,000              | 89.7%          |
| Employee Benefits                             | 1,157               | 3,246               | 35.6%         | 5,116               | 4,000               | 127.9%         |
| Materials and Supplies                        | 17,079              | -                   | #DIV/0!       | 15                  | -                   | #DIV/0!        |
| Contractual Services and Other                | 150,877             | 81,040              | 186.2%        | 137,600             | 51,000              | 269.8%         |
| <b>Total Public Services:</b>                 | <b>214,284</b>      | <b>160,401</b>      | <b>133.6%</b> | <b>183,108</b>      | <b>100,000</b>      | <b>183.1%</b>  |
| Operations & Maintenance of Plant:            |                     |                     |               |                     |                     |                |
| Contractual Services                          | -                   | -                   | #DIV/0!       | -                   | -                   | 0.0%           |
| Capital Outlay                                | 8,069               | -                   | #DIV/0!       | 5,518               | -                   | 0.0%           |
| Maintenance supplies                          | -                   | -                   | 0.0%          | -                   | -                   | 0.0%           |

Illinois Valley Community College District No. 513  
**Summary of Fiscal Year 2026 Revenues & Expenditures by Fund**  
For the ten months ended April 30, 2026  
**Unaudited**

|   | Annual Budget       |                     | Actual/Budget | Annual Budget       |                     | Actual/Budget |
|---|---------------------|---------------------|---------------|---------------------|---------------------|---------------|
|   | 4/30/2026           | FY2026              | 83.3%         | 4/30/2025           | FY2025              | 83.3%         |
| Total Operations & Maintenance of Plant         | 8,069               | -                   | 0.0%          | 5,518               | -                   | 0.0%          |
| Institutional Support:                          |                     |                     |               |                     |                     |               |
| Salaries (Federal Work Study)                   | 100,091             | 94,193              | 106.3%        | 79,941              | 82,888              | 96.4%         |
| Contractual Services                            | -                   | -                   | #DIV/0!       | -                   | -                   | #DIV/0!       |
| Institutional Support                           | -                   | -                   | 0.0%          | -                   | -                   | 0.0%          |
| SURS on-behalf                                  | -                   | -                   | 0.0%          | -                   | -                   | 0.0%          |
| Other   | 25,236              | -                   | #DIV/0!       | 6,738               | -                   | #DIV/0!       |
| Total Institutional Support                     | 125,326             | 94,193              | 133.1%        | 86,679              | 82,888              | 104.6%        |
| Student Grants and Waivers (PELL & SEOG& HEERF) | 4,681,852           | 3,419,941           | 136.9%        | 4,561,775           | 3,310,961           | 137.8%        |
| <b>TOTAL RESTRICTED FUND EXPENDITURES</b>       | <b>\$ 6,228,661</b> | <b>\$ 5,177,053</b> | <b>120.3%</b> | <b>\$ 6,403,987</b> | <b>\$ 5,077,882</b> | <b>126.1%</b> |
| <b>RESTRICTED INTERFUND TRANSFERS - NET</b>     | <b>\$ 10,000</b>    | <b>\$ 2,000</b>     | <b>500.0%</b> | <b>\$ 10,000</b>    | <b>\$ 2,000</b>     | <b>500.0%</b> |
| <b>WORKING CASH FUND REVENUES</b>               |                     |                     |               |                     |                     |               |
| Bond Proceeds Revenue                           | \$ 1,610,000        | \$ -                | #DIV/0!       | \$ -                | \$ -                | #DIV/0!       |
| Investment Revenue                              | 196,989             | 195,000             | 101.0%        | 249,649             | 150,000             | 166.4%        |
| <b>TOTAL WORKING CASH FUND REVENUES</b>         | <b>\$ 1,806,989</b> | <b>\$ 195,000</b>   | <b>926.7%</b> | <b>\$ 249,649</b>   | <b>\$ 150,000</b>   | <b>166.4%</b> |
| Contractual Services                            | 21,000              | -                   | #DIV/0!       | -                   | -                   | #DIV/0!       |
| Other   | 2,836               | -                   | #DIV/0!       | 3,213               | -                   | 0.0%          |
| <b>TOTAL WORKING CASH FUND EXPENDITURES</b>     | <b>\$ 23,836</b>    | <b>\$ -</b>         | <b>0.0%</b>   | <b>\$ 3,213</b>     | <b>\$ -</b>         | <b>0.0%</b>   |
| <b>WORKING CASH INTERFUND TRANSFERS - NET</b>   | <b>\$ -</b>         | <b>\$ (350,000)</b> | <b>0.0%</b>   | <b>\$ -</b>         | <b>\$ (445,680)</b> | <b>0.0%</b>   |

Illinois Valley Community College District No. 513  
**Summary of Fiscal Year 2026 Revenues & Expenditures by Fund**  
For the ten months ended April 30, 2026  
Unaudited

|   | 4/30/2026           | Annual Budget<br>FY2026 | Actual/Budget<br>83.3% | 4/30/2025           | Annual Budget<br>FY2025 | Actual/Budget<br>83.3% |
|---|---------------------|-------------------------|------------------------|---------------------|-------------------------|------------------------|
| <b>AUDIT FUND REVENUES</b>  |                     |                         |                        |                     |                         |                        |
| Local Government Sources:   |                     |                         |                        |                     |                         |                        |
| Current Taxes   | \$ 46,282           | \$ 49,628               | 93.3%                  | \$ 44,022           | \$ 44,351               | 99.3%                  |
| Investment Revenue  | 928                 | 750                     | 123.7%                 | 889                 | 600                     | 148.1%                 |
| <b>TOTAL AUDIT FUND REVENUES</b>                                      | <u>47,210</u>       | <u>50,378</u>           | 93.7%                  | <u>44,911</u>       | <u>44,951</u>           | 99.9%                  |
| <b>AUDIT FUND EXPENDITURES</b>  |                     |                         |                        |                     |                         |                        |
| Contractual Services  | 36,000              | 47,200                  | 76.3%                  | 44,000              | 44,000                  | 100.0%                 |
| <b>TOTAL AUDIT FUND EXPENDITURES</b>                                  | <u>\$ 36,000</u>    | <u>\$ 47,200</u>        | 76.3%                  | <u>\$ 44,000</u>    | <u>\$ 44,000</u>        | 100.0%                 |
| <b>LIABILITY, PROTECTION &amp; SETTLEMENT FUND REVENUE</b>            |                     |                         |                        |                     |                         |                        |
| Local Government Sources:   |                     |                         |                        |                     |                         |                        |
| Current Taxes   | \$ 1,629,657        | \$ 1,684,416            | 96.7%                  | \$ 1,557,915        | \$ 1,577,755            | 98.7%                  |
| Investment Revenue  | 20,215              | 27,000                  | 74.9%                  | 24,144              | 32,000                  | 75.4%                  |
| Other Revenue   | -                   | -                       |                        | -                   | -                       | 0.0%                   |
| <b>TOTAL LIABILITY, PROTECTION &amp; SETTLEMENT FUND REVENUE</b>      | <u>1,649,873</u>    | <u>1,711,416</u>        | 96.4%                  | <u>1,582,059</u>    | <u>1,609,755</u>        | 98.3%                  |
| <b>LIABILITY, PROTECTION &amp; SETTLEMENT FUND EXPENDITURES</b>       |                     |                         |                        |                     |                         |                        |
| Student Services:   |                     |                         |                        |                     |                         |                        |
| Salaries  | 147,190             | 141,837                 | 103.8%                 | 108,939             | 90,324                  | 120.6%                 |
| Employee Benefits   | 44,807              | 72,558                  | 61.8%                  | 41,338              | 28,914                  | 143.0%                 |
| Contractual Services  | 161,879             | 168,500                 | 96.1%                  | 110,826             | 125,500                 | 88.3%                  |
| Materials & Supplies  | 542                 | 500                     | 108.4%                 | 822                 | 500                     | 164.4%                 |
| Total Student Services  | <u>354,418</u>      | <u>383,395</u>          | 92.4%                  | <u>261,924</u>      | <u>245,238</u>          | 106.8%                 |
| Operations & Maintenance of Plant:                                    |                     |                         |                        |                     |                         |                        |
| Contractual Services  | 513,968             | 678,780                 | 75.7%                  | 506,547             | 549,000                 | 92.3%                  |
| Materials & Supplies  | 537                 | 4,500                   | 11.9%                  | 3,646               | 800                     | 455.7%                 |
| Utilities   | 158                 | 300                     | 52.5%                  | 300                 | 500                     | 60.1%                  |
| Total Operations & Maintenance of Plant                               | <u>514,663</u>      | <u>683,580</u>          | 75.3%                  | <u>510,493</u>      | <u>550,300</u>          | 92.8%                  |
| Institutional Support:  |                     |                         |                        |                     |                         |                        |
| Salaries  | 86,042              | 91,717                  | 93.8%                  | 80,841              | 88,672                  | 91.2%                  |
| Employee Benefits   | 20,876              | 231,897                 | 9.0%                   | 20,459              | 284,190                 | 7.2%                   |
| Contractual Services  | 106,248             | 161,500                 | 65.8%                  | 140,076             | 180,150                 | 77.8%                  |
| Materials & Supplies  | 27,097              | 11,500                  | 235.6%                 | 5,772               | 15,000                  | 38.5%                  |
| Conference & Meeting  | -                   | 10,500                  | 0.0%                   | 9,224               | 4,500                   | 205.0%                 |
| Fixed Charges   | 240,617             | 283,700                 | 84.8%                  | 155,924             | 283,700                 | 55.0%                  |
| Total Institutional Support   | <u>480,880</u>      | <u>790,814</u>          | 60.8%                  | <u>412,296</u>      | <u>856,212</u>          | 48.2%                  |
| <b>TOTAL LIABILITY, PROTECTION &amp; SETTLEMENT FUND EXPENDITURES</b> | <u>\$ 1,349,961</u> | <u>\$ 1,857,789</u>     | 72.7%                  | <u>\$ 1,184,714</u> | <u>\$ 1,651,750</u>     | 71.7%                  |

**Illinois Valley Community College District No. 513**  
**Fiscal Year 2026 Budget to Actual Comparison**  
**For the ten months ended April 30, 2026**  
**as of April 30, 2026**

Unaudited


| <b>Department</b>                              | <b>Actual<br/>FY2026</b> | <b>Annual<br/>Budget<br/>FY2026</b> | <b>Actual/<br/>Budget<br/>83.3%</b> |
|--|--------------------------|-------------------------------------|-------------------------------------|
| President                                      | 323,991                  | 356,645                             | 90.8%                               |
| Board of Trustees                              | 13,418                   | 19,700                              | 68.1%                               |
| Marketing and Communications                   | 485,299                  | 572,504                             | 84.8%                               |
| Foundation                                     | 218,723                  | 244,041                             | 89.6%                               |
| Continuing Education                           | 739,823                  | 913,681                             | 81.0%                               |
| Non-Credit Workforce (Grant)                   | 141,969                  | 121,300                             | 117.0%                              |
|  |                          |                                     |                                     |
| Facilities                                     | 7,201,315                | 6,217,280                           | 115.8%                              |
| Information Technologies                       | 2,575,724                | 3,462,532                           | 74.4%                               |
| Institutional Effectiveness                    | 232,914                  | 272,185                             | 85.6%                               |
| Academic Affairs                               | 332,190                  | 375,536                             | 88.5%                               |
| ATOMAT (Grant)                                 | 115,018                  | 171,173                             | 67.2%                               |
| Carl Perkins (Grant)                           | 162,906                  | 269,900                             | 60.4%                               |
| Distance Learning (Grant)                      | 148,061                  | -                                   | #DIV/0!                             |
| PATH (Grant)                                   | 217,033                  | 312,448                             | 69.5%                               |
| Adult Education                                | 410,626                  | 497,894                             | 82.5%                               |
| Learning Resources                             | 1,556,108                | 1,842,848                           | 84.4%                               |
|  |                          |                                     |                                     |
| Workforce Development Division                 | 1,925,464                | 2,395,201                           | 80.4%                               |
| Natural Sciences & Business Division           | 2,958,571                | 3,361,493                           | 88.0%                               |
| Humanities & Fine Arts/Social Science Division | 2,765,969                | 3,421,070                           | 80.9%                               |
| Health Professions Division                    | 2,297,280                | 2,717,607                           | 84.5%                               |
|  |                          |                                     |                                     |
| Enrollment Services                            | 542,717                  | 725,264                             | 74.8%                               |
| Counseling & Student Success                   | 867,395                  | 1,120,484                           | 77.4%                               |
| Student Services                               | 208,541                  | 259,250                             | 80.4%                               |
| Financial Aid                                  | 4,919,100                | 3,856,928                           | 127.5%                              |
| Career Services                                | 46,691                   | 60,531                              | 77.1%                               |
| Athletics                                      | 386,934                  | 419,672                             | 92.2%                               |
| TRiO (Student Success Grant)                   | 296,903                  | 357,454                             | 83.1%                               |
| Ottawa Center                                  | 112,197                  | 131,695                             | 85.2%                               |
|  |                          |                                     |                                     |
| Campus Security                                | 500,471                  | 679,580                             | 73.6%                               |
| Business Services/General Institution          | 1,142,883                | 3,535,959                           | 32.3%                               |
| DCEO-Ag Site work (Grant)                      | 113,874                  | 208,478                             | 54.6%                               |
| Ag. Ed Center (Grant)                          | 2,156,766                | 3,949,714                           | 54.6%                               |
| Risk Management                                | 495,072                  | 794,814                             | 62.3%                               |
| Tuition Waivers                                | 1,331,516                | 1,201,000                           | 110.9%                              |
|  |                          |                                     |                                     |
| Food Service                                   | 273,258                  | 294,200                             | 92.9%                               |
| Purchasing                                     | 139,209                  | 163,398                             | 85.2%                               |
| Human Resources                                | 218,638                  | 275,685                             | 79.3%                               |
| Bookstore                                      | 1,363,792                | 1,224,153                           | 111.4%                              |
| Shipping & Receiving                           | 89,629                   | 121,484                             | 73.8%                               |
| Copy Center                                    | 45,106                   | 74,677                              | 60.4%                               |
|  |                          |                                     |                                     |
| <b>Total FY26 Expenditures</b>                 | <b><u>40,073,093</u></b> | <b><u>46,999,458</u></b>            | <b>85.3%</b>                        |

**Illinois Valley Community College**  
**Statement of Cash Flows**  
**for the Month ended April 30, 2026**

|                                   | EDUCATION           | OP/MAINT            | OP / MAINT.<br>RESTRICTED | BOND &<br>INTEREST | AUXILIARY           | RESTRICTED         | WORKING<br>CASH     | AUDIT            | LIAB, PROT, &<br>SETTLEMENT | GRNTS, LNS &<br>SCHOLARSHIPS | TOTAL               |
|-----------------------------------|---------------------|---------------------|---------------------------|--------------------|---------------------|--------------------|---------------------|------------------|-----------------------------|------------------------------|---------------------|
| Balance on Hand                   | \$ 4,728,685.63     | \$ (729,759.47)     | \$ (512,012.89)           | \$ 0.02            | \$ (579,225.23)     | \$ 3,748.92        | \$ 1,374,484.14     | \$ 23,856.89     | \$ 579,463.10               | \$ 17,802.52                 | \$ 4,907,043.63     |
| Total Receipts                    | 415,557.64          | 6,122.73            | -                         | -                  | 43,584.73           | 42,500.00          | 2,740.66            | 47.60            | 874.80                      | 1,000.00                     | \$ 512,428.16       |
| Total Cash                        | 5,144,243.27        | (723,636.74)        | (512,012.89)              | 0.02               | (535,640.50)        | 46,248.92          | 1,377,224.80        | 23,904.49        | 580,337.90                  | 18,802.52                    | 5,419,471.79        |
| Due To/From Accts                 | -                   | -                   | -                         | -                  | -                   | -                  | -                   | -                | -                           | -                            | -                   |
| Transfers/Bank CDs                | 66,252.91           | -                   | -                         | -                  | -                   | 33,975.25          | -                   | -                | -                           | (9,430.00)                   | 90,798.16           |
| Expenditures                      | (2,063,672.87)      | (193,657.23)        | (8,465.00)                | -                  | (120,369.98)        | (116,433.20)       | -                   | -                | (140,992.81)                | (731.45)                     | (2,644,322.54)      |
| ACCOUNT BALANCE                   | 3,146,823.31        | (917,293.97)        | (520,477.89)              | 0.02               | (656,010.48)        | (36,209.03)        | 1,377,224.80        | 23,904.49        | 439,345.09                  | 8,641.07                     | 2,865,947.41        |
| Deposits in Transit               | 542,692.38          |                     |                           |                    |                     |                    |                     |                  |                             |                              | 542,692.38          |
| Outstanding Checks                | (307,397.58)        |                     |                           |                    |                     |                    |                     |                  |                             |                              | (307,397.58)        |
| <b>BANK BALANCE</b>               | <b>3,382,118.11</b> | <b>(917,293.97)</b> | <b>(520,477.89)</b>       | <b>0.02</b>        | <b>(656,010.48)</b> | <b>(36,209.03)</b> | <b>1,377,224.80</b> | <b>23,904.49</b> | <b>439,345.09</b>           | <b>8,641.07</b>              | <b>3,101,242.21</b> |
| Illinois Funds                    | 7,343,163.59        | 228,391.57          | -                         | -                  | -                   | 645,550.24         | 67,141.11           | -                | -                           | 173,711.42                   | 8,457,957.93        |
| ISDLAF+ Funds                     | 1,718,237.22        | 509,438.55          | 525,306.13                | 76,389.34          | -                   | -                  | 145,282.06          | -                | -                           | -                            | 2,974,653.30        |
| ISDLAF+ CD's                      | 3,889,448.00        | -                   | -                         | -                  | -                   | -                  | 1,678,500.00        | -                | -                           | -                            | 5,567,948.00        |
| ISDLAF+ WC Bond Funds             | -                   | -                   | -                         | -                  | -                   | -                  | 543,939.32          | -                | -                           | -                            | 543,939.32          |
| ISDLAF+ WC CD's                   | -                   | -                   | -                         | -                  | -                   | -                  | 1,054,000.00        | -                | -                           | -                            | 1,054,000.00        |
| PMA Holdings- MM                  | 13,860.64           | 5,143.04            | -                         | -                  | -                   | -                  | 11,314.68           | -                | -                           | -                            | 30,318.36           |
| PMA Holdings-CD's/Govt Securities | 2,991,366.19        | 1,109,956.43        | -                         | -                  | -                   | -                  | 2,441,904.16        | -                | -                           | -                            | 6,543,226.78        |
| Total Investment                  | \$ 15,956,075.64    | \$ 1,852,929.59     | \$ 525,306.13             | \$ 76,389.34       | \$ -                | \$ 645,550.24      | \$ 5,942,081.33     | \$ -             | \$ -                        | \$ 173,711.42                | \$ 25,172,043.69    |

|                     |                        |
|---------------------|------------------------|
| LaSalle State Bank  | \$ 166,253.72          |
| Midland States Bank | 2,934,988.49           |
|                     | <u>\$ 3,101,242.21</u> |

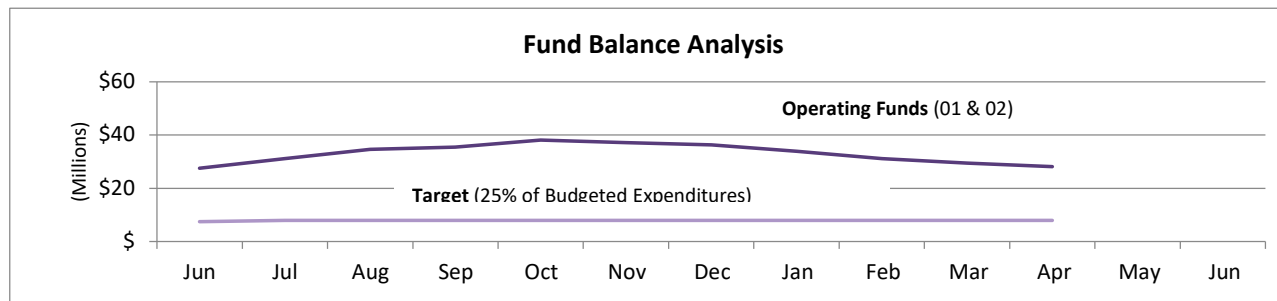
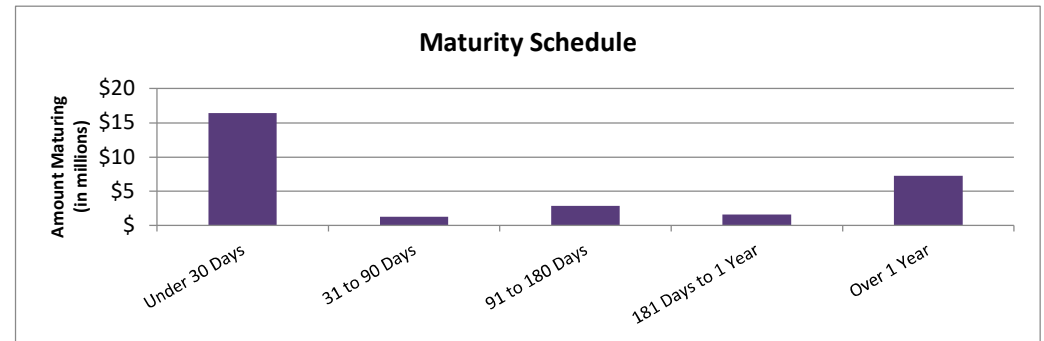
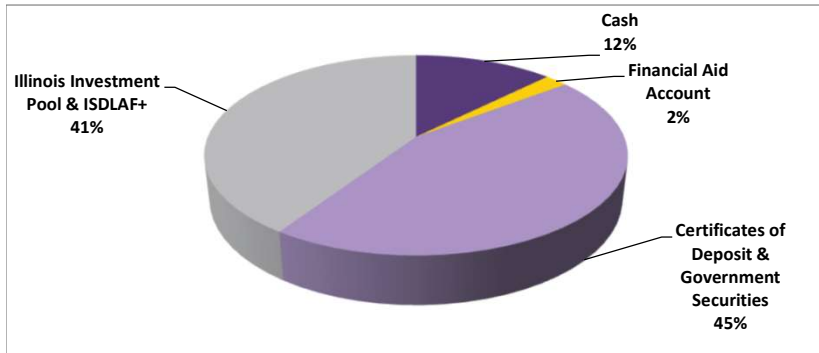
Respectfully submitted,

  
 Eric Johnson  
 Controller

**Illinois Valley Community College District No. 513  
Investment Status Report  
All Funds  
April 30, 2026**

| Instrument                                      | Current Portfolio Distribution | Current Portfolio    | Weighted Average Yield |
|---|--------------------------------|----------------------|------------------------|
| Cash  | 12.6%                          | \$ 3,719,909         | 3.084%                 |
| Financial Aid Account                           | 2.1%                           | 614,044              | 3.750%                 |
| Certificates of Deposit & Government Securities | 44.7%                          | 13,165,175           | 3.840%                 |
| Illinois Investment Pool & ISDLAF+              | 40.6%                          | 11,976,551           | 3.715%                 |
| <b>Total</b>                                    |                                | <b>\$ 29,475,678</b> | <b>3.692%</b>          |

| Institution           | Illinois Investment Pool ISDLAF+ | Certificates of Deposit Government Securities | Cash & Trusts       | Total                | Current Distribution |
|-----------------------|----------------------------------|---|---------------------|----------------------|----------------------|
| IL Funds -General     | \$ 8,457,958                     | -   | -                   | 8,457,958            | 29%                  |
| ISDLAF+ Funds         | 2,974,653                        | 5,567,948                                     | -                   | 8,542,601            | 29%                  |
| ISDLAF+ WC Bond Funds | 543,939                          | 1,054,000                                     | -                   | 1,597,939            | 5%                   |
| Midland States Bank   | -                                | -   | 2,934,988           | 2,934,988            | 10%                  |
| Midland States-F/A    | -                                | -   | 614,044             | 614,044              | 2%                   |
| Midland States-Bldg   | -                                | -   | 387,420             | 387,420              | 1%                   |
| LaSalle State Bank    | -                                | -   | 166,254             | 166,254              | 1%                   |
| Commerce Bank         | -                                | -   | -                   | -                    | 0%                   |
| Multi Bank Securities | -                                | -   | -                   | -                    | 0%                   |
| Hometown Ntl Bank     | -                                | -   | -                   | -                    | 0%                   |
| PMA Holdings          | -                                | 6,543,227                                     | 30,318              | 6,573,545            | 22%                  |
| Heartland Bank        | -                                | -   | 200,929             | 200,929              | 1%                   |
| Marseilles Bank       | -                                | -   | -                   | -                    | 0%                   |
|                       | <b>\$ 11,976,551</b>             | <b>\$ 13,165,175</b>                          | <b>\$ 4,333,953</b> | <b>\$ 29,475,678</b> | <b>100%</b>          |



ILLINOIS VALLEY COMMUNITY COLLEGE  
PMA INVESTMENT STATUS REPORT  
April 30, 2026

| <u>DUE</u> | <u>Education</u> | <u>Oper &amp; Maint</u> | <u>O&amp;M<br/>Restricted</u> | <u>Bond &amp; Int</u> | <u>Auxiliary</u> | <u>Working Cash</u> | <u>Liability<br/>Protection &amp;<br/>Settlement</u> | <u>Total</u> | <u>Holder</u>    | <u>Note Number</u> | <u>Rate<br/>%</u> | <u>APY<br/>%</u> | <u>Investment Description</u> |
|------------|------------------|-------------------------|-------------------------------|-----------------------|------------------|---------------------|--|--------------|------------------|--------------------|-------------------|------------------|-------------------------------|
| 6/25/2027  | 111,905          | 41,628                  |                               | -                     |                  | 91,336              |  | 244,869      | FHLMC            | 3137F2LJ3          | 3.12%             | 3.12%            | Govt Treasuries               |
| 7/25/2027  | 56,521           | 21,025                  |                               | -                     |                  | 46,132              |  | 123,679      | FHLMC            | 3137FAWS3          | 3.19%             | 3.19%            | Govt Treasuries               |
| 9/25/2027  | 32,685           | 12,158                  |                               | -                     |                  | 26,677              |  | 71,521       | FHLMC            | 3137FBU79          | 3.19%             | 3.19%            | Govt Treasuries               |
| 9/30/2027  | 45,887           | 17,070                  |                               | -                     |                  | 37,453              |  | 100,410      | Scotia Capital   | 91282CFM8          | 4.13%             | 4.13%            | Govt Treasuries               |
| 12/25/2027 | 52,907           | 19,681                  |                               | -                     |                  | 43,182              |  | 115,770      | FNMA             | 3136AY7L1          | 3.09%             | 3.09%            | Govt Treasuries               |
| 5/31/2028  | 238,980          | 88,898                  |                               | -                     |                  | 195,053             |  | 522,932      | Bofa Securities  | 91282CHE4          | 3.63%             | 3.63%            | Govt Treasuries               |
| 6/25/2028  | 46,210           | 17,190                  |                               | -                     |                  | 37,717              |  | 101,117      | FHLMC            | 3137HACX2          | 4.82%             | 4.82%            | Govt Treasuries               |
| 7/15/2028  | 45,753           | 17,020                  |                               | -                     |                  | 37,344              |  | 100,117      | Morgan Stanley   | 91282CNM9          | 3.88%             | 3.88%            | Govt Treasuries               |
| 9/25/2028  | 69,575           | 25,881                  |                               | -                     |                  | 56,786              |  | 152,243      | FHLMC            | 3137HAST4          | 4.85%             | 4.85%            | Govt Treasuries               |
| 10/25/2028 | 46,622           | 17,343                  |                               | -                     |                  | 38,053              |  | 102,018      | FHLMC            | 3137HB3D4          | 5.07%             | 5.07%            | Govt Treasuries               |
| 11/25/2028 | 32,209           | 11,982                  |                               | -                     |                  | 26,289              |  | 70,480       | FHLMC            | 3137HBCF9          | 5.00%             | 5.00%            | Govt Treasuries               |
| 12/25/2028 | 46,097           | 17,148                  |                               | -                     |                  | 37,624              |  | 100,868      | FHLMC            | 3137HBLV4          | 4.57%             | 4.57%            | Govt Treasuries               |
| 1/1/2029   | 69,717           | 25,934                  |                               | -                     |                  | 56,903              |  | 152,555      | FNMA             | 3140NUFF1          | 4.83%             | 4.83%            | Govt Treasuries               |
| 2/1/2029   | 49,531           | 18,425                  |                               | -                     |                  | 40,427              |  | 108,383      | FNMA             | 3140HS3R0          | 3.66%             | 3.66%            | Govt Treasuries               |
| 3/25/2029  | 46,849           | 17,427                  |                               | -                     |                  | 38,238              |  | 102,514      | FHLMC            | 3137HCKV3          | 5.18%             | 5.18%            | Govt Treasuries               |
| 5/25/2029  | 45,197           | 16,813                  |                               | -                     |                  | 36,889              |  | 98,899       | FHLMC            | 3137HDJJ0          | 4.80%             | 4.80%            | Govt Treasuries               |
| 7/31/2029  | 78,036           | 29,029                  |                               | -                     |                  | 63,692              |  | 170,757      | Scotia Capital   | 91282CLC3          | 4.00%             | 4.00%            | Govt Treasuries               |
| 9/25/2029  | 24,286           | 9,034                   |                               | -                     |                  | 19,822              |  | 53,142       | FHLMC            | 3137H9D71          | 3.00%             | 3.00%            | Govt Treasuries               |
| 9/25/2029  | 46,514           | 17,303                  |                               | -                     |                  | 37,965              |  | 101,782      | FHLMC            | 3137HHJL6          | 4.79%             | 4.79%            | Govt Treasuries               |
| 9/30/2029  | 45,704           | 17,001                  |                               | -                     |                  | 37,303              |  | 100,008      | Scotia Capital   | 91282CFL0          | 3.88%             | 3.88%            | Govt Treasuries               |
| 10/31/2029 | 114,705          | 42,669                  |                               | -                     |                  | 93,621              |  | 250,995      | Scotia Capital   | 91282CFT3          | 4.00%             | 4.00%            | Govt Treasuries               |
| 12/25/2029 | 45,714           | 17,005                  |                               | -                     |                  | 37,312              |  | 100,031      | FHLMC            | 3137HHW23          | 4.23%             | 4.23%            | Govt Treasuries               |
| 1/31/2030  | 69,418           | 25,823                  |                               | -                     |                  | 56,658              |  | 151,899      | Scotia Capital   | 91282CMG3          | 4.25%             | 4.25%            | Govt Treasuries               |
| 2/25/2030  | 27,602           | 10,268                  |                               | -                     |                  | 22,529              |  | 60,398       | FHLMC            | 3137HKPF5          | 4.43%             | 4.43%            | Govt Treasuries               |
| 2/28/2030  | 45,873           | 17,064                  |                               | -                     |                  | 37,441              |  | 100,379      | Citigroup Global | 91282CGQ8          | 4.00%             | 4.00%            | Govt Treasuries               |
| 3/31/2030  | 45,864           | 17,061                  |                               | -                     |                  | 37,434              |  | 100,359      | J.P. Morgan      | 91282CMU2          | 4.00%             | 4.00%            | Govt Treasuries               |
| 4/25/2030  | 34,447           | 12,814                  |                               | -                     |                  | 28,115              |  | 75,376       | FHLMC            | 3137HLY48          | 4.40%             | 4.40%            | Govt Treasuries               |
| 4/30/2030  | 45,650           | 16,981                  |                               | -                     |                  | 37,259              |  | 99,891       | Citigroup Global | 91282CMZ1          | 3.88%             | 3.88%            | Govt Treasuries               |
| 5/25/2030  | 45,846           | 17,054                  |                               | -                     |                  | 37,419              |  | 100,319      | FHLMC            | 3137HN4R6          | 4.05%             | 4.05%            | Govt Treasuries               |
| 6/1/2030   | 45,706           | 17,002                  |                               | -                     |                  | 37,305              |  | 100,013      | FNMA             | 3140NYU58          | 4.26%             | 4.26%            | Govt Treasuries               |
| 6/25/2030  | 45,829           | 17,048                  |                               | -                     |                  | 37,406              |  | 100,283      | FHLMC            | 3137HMC65          | 4.33%             | 4.33%            | Govt Treasuries               |
| 7/1/2030   | 45,688           | 16,995                  |                               | -                     |                  | 37,290              |  | 99,973       | FNMA             | 3140NYXE6          | 4.24%             | 4.24%            | Govt Treasuries               |
| 7/25/2030  | 34,303           | 12,761                  |                               | -                     |                  | 27,998              |  | 75,062       | FHLMC            | 3137HAGZ3          | 4.28%             | 4.28%            | Govt Treasuries               |
| 9/25/2030  | 57,296           | 21,314                  |                               | -                     |                  | 46,764              |  | 125,374      | FHLMC            | 3137HNNC8          | 4.34%             | 4.34%            | Govt Treasuries               |

ILLINOIS VALLEY COMMUNITY COLLEGE  
PMA INVESTMENT STATUS REPORT  
April 30, 2026

| <u>DUE</u>       | <u>Education</u> | <u>Oper &amp; Maint</u> | <u>O&amp;M<br/>Restricted</u> | <u>Bond &amp; Int</u> | <u>Auxiliary</u> | <u>Working Cash</u> | <u>Liability<br/>Protection &amp;<br/>Settlement</u> | <u>Total</u>     | <u>Holder</u>           | <u>Note Number</u> | <u>Rate<br/>%</u> | <u>APY<br/>%</u> | <u>Investment Description</u> |
|------------------|------------------|-------------------------|-------------------------------|-----------------------|------------------|---------------------|--|------------------|-------------------------|--------------------|-------------------|------------------|-------------------------------|
| 11/1/2030        | 45,277           | 16,843                  | -                             | -                     | -                | 36,955              | -  | 99,074           | FNMA                    | 3140Q1DT4          | 4.05%             | 4.05%            | Govt Treasuries               |
| 11/30/2030       | 44,859           | 16,687                  | -                             | -                     | -                | 36,614              | -  | 98,160           | J.P. Morgan             | 91282CPN5          | 3.63%             | 3.63%            | Govt Treasuries               |
| 12/31/2030       | 45,079           | 16,769                  | -                             | -                     | -                | 36,793              | -  | 98,641           | Wells Fargo             | 91282CPR6          | 3.63%             | 3.63%            | Govt Treasuries               |
| 2/28/2031        | 33,611           | 12,503                  | -                             | -                     | -                | 27,433              | -  | 73,547           | Morgan Stanley/Jeffries | 91282CQD6          | 3.50%             | 3.50%            | Govt Treasuries               |
| 3/31/2031        | 45,554           | 16,946                  | -                             | -                     | -                | 37,181              | -  | 99,680           | Morgan Stanley          | 91282CQG9          | 3.88%             | 3.88%            | Govt Treasuries               |
| 5/16/2027        | 22,656           | 8,428                   | -                             | -                     | -                | 18,491              | -  | 49,575           | Bank of NY Mellon       | 06406RAD9          | 3.25%             | 3.25%            | Corporate Issue               |
| 10/15/2027       | 22,958           | 8,540                   | -                             | -                     | -                | 18,738              | -  | 50,236           | Caterpillar             | 14913UAR1          | 4.40%             | 4.40%            | Corporate Issue               |
| 11/8/2027        | 45,908           | 17,077                  | -                             | -                     | -                | 37,470              | -  | 100,455          | Marsh McLennan          | 571748BY7          | 4.55%             | 4.55%            | Corporate Issue               |
| 11/15/2027       | 34,201           | 12,722                  | -                             | -                     | -                | 27,914              | -  | 74,837           | Pfizer Inc              | 717081FJ7          | 3.88%             | 3.88%            | Corporate Issue               |
| 11/17/2027       | 46,300           | 17,223                  | -                             | -                     | -                | 37,790              | -  | 101,313          | Bp Cap Mkts Amer        | 10373QBY5          | 5.02%             | 5.02%            | Corporate Issue               |
| 1/7/2028         | 46,118           | 17,155                  | -                             | -                     | -                | 37,641              | -  | 100,914          | John Deere Capital      | 24422EXZ7          | 4.65%             | 4.65%            | Corporate Issue               |
| 1/12/2028        | 11,342           | 4,219                   | -                             | -                     | -                | 9,257               | -  | 24,818           | Toyota                  | 89236TPF6          | 4.65%             | 4.65%            | Corporate Issue               |
| 2/7/2028         | 46,066           | 17,136                  | -                             | -                     | -                | 37,599              | -  | 100,801          | Pepsico Inc             | 713448GA0          | 4.45%             | 4.45%            | Corporate Issue               |
| 2/28/2028        | 46,006           | 17,114                  | -                             | -                     | -                | 37,550              | -  | 100,670          | State Str Corp          | 857477CU5          | 4.54%             | 4.54%            | Corporate Issue               |
| 3/3/2028         | 34,045           | 12,664                  | -                             | -                     | -                | 27,787              | -  | 74,496           | Abbvie Inc              | 00287YED7          | 3.78%             | 3.78%            | Corporate Issue               |
| 5/1/2028         | 22,580           | 8,400                   | -                             | -                     | -                | 18,430              | -  | 49,409           | Public Service Elec     | 74456QBU9          | 3.70%             | 3.70%            | Corporate Issue               |
| 5/7/2028         | 34,332           | 12,771                  | -                             | -                     | -                | 28,021              | -  | 75,124           | Citigroup Global        | 172967PZ8          | 4.64%             | 4.64%            | Corporate Issue               |
| 8/8/2028         | 22,834           | 8,494                   | -                             | -                     | -                | 18,637              | -  | 49,965           | Paccar Financial        | 69371RT97          | 4.00%             | 4.00%            | Corporate Issue               |
| 8/13/2028        | 22,878           | 8,510                   | -                             | -                     | -                | 18,673              | -  | 50,061           | Chevron USA Inc         | 166756BH8          | 4.05%             | 4.05%            | Corporate Issue               |
| 11/14/2028       | 22,741           | 8,459                   | -                             | -                     | -                | 18,561              | -  | 49,761           | Caterpillar             | 14913UBD1          | 3.95%             | 3.95%            | Corporate Issue               |
| 11/20/2028       | 22,752           | 8,464                   | -                             | -                     | -                | 18,570              | -  | 49,787           | Amazon                  | 023135CS3          | 3.90%             | 3.90%            | Corporate Issue               |
| 1/21/2029        | 22,709           | 8,448                   | -                             | -                     | -                | 18,535              | -  | 49,692           | Goldman Sachs           | 38145GAP5          | 4.15%             | 4.15%            | Corporate Issue               |
| 1/26/2029        | 22,729           | 8,455                   | -                             | -                     | -                | 18,552              | -  | 49,736           | Pnc Finl Svcs           | 693475CG8          | 4.08%             | 4.08%            | Corporate Issue               |
| 2/9/2029         | 34,056           | 12,669                  | -                             | -                     | -                | 27,796              | -  | 74,521           | American Express        | 025816EN5          | 4.01%             | 4.01%            | Corporate Issue               |
| 2/12/2029        | 11,356           | 4,224                   | -                             | -                     | -                | 9,268               | -  | 24,848           | Visa Inc                | 92826CAY8          | 3.80%             | 3.80%            | Corporate Issue               |
| 3/9/2029         | 33,867           | 12,598                  | -                             | -                     | -                | 27,642              | -  | 74,108           | Abbot Lab               | 002824BR0          | 3.70%             | 3.70%            | Corporate Issue               |
| 3/13/2029        | 22,735           | 8,457                   | -                             | -                     | -                | 18,556              | -  | 49,748           | Amazon                  | 023135DC7          | 4.00%             | 4.00%            | Corporate Issue               |
| 3/13/2029        | 11,392           | 4,238                   | -                             | -                     | -                | 9,298               | -  | 24,929           | Public Service Co       | 744448DD0          | 4.15%             | 4.15%            | Corporate Issue               |
| 3/13/2029        | 22,713           | 8,449                   | -                             | -                     | -                | 18,538              | -  | 49,700           | Toyota                  | 89236TPQ2          | 4.05%             | 4.05%            | Corporate Issue               |
| 5/15/2027        | 45,387           | 16,884                  | -                             | -                     | -                | 37,044              | -  | 99,315           | University Ca           | 91412GQJ7          | 3.28%             | 3.28%            | Municipal Issue               |
| 6/1/2027         | 44,477           | 16,545                  | -                             | -                     | -                | 36,301              | -  | 97,323           | Connecticut             | 20772KNY1          | 1.50%             | 1.50%            | Municipal Issue               |
| 6/30/2027        | 44,221           | 16,450                  | -                             | -                     | -                | 36,093              | -  | 96,763           | Multnomah Cnty          | 625517NG8          | 1.25%             | 1.25%            | Municipal Issue               |
| 1/1/2029         | 21,393           | 7,958                   | -                             | -                     | -                | 17,461              | -  | 46,812           | Birmingham,AL           | 091096NZ6          | 1.61%             | 1.61%            | Municipal Issue               |
| <b>Total PMA</b> | <b>2,990,255</b> | <b>1,112,349</b>        | <b>-</b>                      | <b>-</b>              | <b>-</b>         | <b>2,440,624</b>    | <b>-</b>   | <b>6,543,227</b> |                         |                    |                   |                  |                               |

ILLINOIS VALLEY COMMUNITY COLLEGE  
ISDLAF+ Investments  
April 30, 2026

| <u>DUE</u>      | <u>Education</u> | <u>Oper &amp; Maint</u> | <u>O&amp;M Restricted</u> | <u>Bond &amp; Int</u> | <u>Auxiliary</u> | <u>Working Cash</u> | <u>Liability<br/>Protection &amp;<br/>Settlement</u> | <u>Total</u>     | <u>Bank</u>                  | <u>Rate<br/>%</u> | <u>APY<br/>%</u> | <u>Certificate<br/>Number</u> |
|-----------------|------------------|-------------------------|---------------------------|-----------------------|------------------|---------------------|--|------------------|------------------------------|-------------------|------------------|-------------------------------|
| 6/15/2026       | 245,200          |                         |                           |                       |                  |                     |  | 245,200          | T Bank, National Association | 3.84%             | 3.84%            | 1393173-1                     |
| 6/16/2026       | 243,100          |                         |                           |                       |                  |                     |  | 243,100          | Third Coast Bank             | 3.75%             | 3.75%            | 1388391-1                     |
| 6/17/2026       | 247,500          |                         |                           |                       |                  |                     |  | 247,500          | Omb Bank                     | 3.80%             | 3.80%            | 1398782-1                     |
| 7/23/2026       | 247,600          |                         |                           |                       |                  |                     |  | 247,600          | American Plus Bank, N.A.     | 3.65%             | 3.65%            | 1401922-1                     |
| 8/17/2026       |                  |                         |                           |                       |                  | 243,000             |  | 243,000          | Bank of China                | 3.84%             | 3.84%            | 1391414-1                     |
| 8/17/2026       | 243,300          |                         |                           |                       |                  |                     |  | 243,300          | Bank Hapoalim B.M.           | 3.65%             | 3.65%            | 1391413-1                     |
| 8/17/2026       | 243,400          |                         |                           |                       |                  |                     |  | 243,400          | Dundee Bank                  | 3.58%             | 3.58%            | 1391415-1                     |
| 9/9/2026        |                  |                         |                           |                       |                  | 231,200             |  | 231,200          | Financial Federal Bank, TN   | 4.05%             | 4.05%            | 1367957-1                     |
| 10/21/2026      |                  |                         |                           |                       |                  | 243,500             |  | 243,500          | First Capital Bank           | 3.52%             | 3.52%            | 1395263-1                     |
| 10/21/2026      | 1,000,000        |                         |                           |                       |                  |                     |  | 1,000,000        | ISDLAF TERM SERIES           | 3.51%             | 3.51%            | 1395264-1                     |
| 10/23/2026      | 245,300          |                         |                           |                       |                  |                     |  | 245,300          | ServisFirst Bank             | 3.70%             | 3.70%            | 1401923-1                     |
| 12/15/2026      | 240,800          |                         |                           |                       |                  |                     |  | 240,800          | Consumers Credit Union       | 3.77%             | 3.77%            | 1393172-1                     |
| 1/21/2027       |                  |                         |                           |                       |                  | 241,200             |  | 241,200          | Solera National Bank         | 3.64%             | 3.64%            | 1395260-1                     |
| 1/21/2027       |                  |                         |                           |                       |                  | 241,200             |  | 241,200          | State Bank of Texas          | 3.54%             | 3.54%            | 1395259-1                     |
| 2/15/2027       | 229,943          |                         |                           |                       |                  |                     |  | 229,943          | STRIPS                       | 4.22%             | 4.22%            | 68254-1                       |
| 3/17/2027       |                  |                         |                           |                       |                  | 241,100             |  | 241,100          | BOM Bank                     | 3.66%             | 3.66%            | 1398783-1                     |
| 4/23/2027       | 241,000          |                         |                           |                       |                  |                     |  | 241,000          | CFG Bank                     | 3.69%             | 3.69%            | 1401921-1                     |
| 5/14/2027       | 237,500          |                         |                           |                       |                  |                     |  | 237,500          | First Guaranty Bank          | 3.51%             | 3.51%            | 1391412-1                     |
| 7/21/2027       |                  |                         |                           |                       |                  | 237,300             |  | 237,300          | High Plains Bank             | 3.57%             | 3.57%            | 1395262-1                     |
| 8/15/2027       | 224,805          |                         |                           |                       |                  |                     |  | 224,805          | STRIPS                       | 4.29%             | 4.29%            | 68255-1                       |
| <b>Total CD</b> | <b>3,889,448</b> | <b>-</b>                | <b>-</b>                  | <b>-</b>              | <b>-</b>         | <b>1,678,500</b>    | <b>-</b>   | <b>5,567,948</b> |                              |                   |                  |                               |

ILLINOIS VALLEY COMMUNITY COLLEGE  
 ISDLAF+ Investments (Working Cash Bond Proceeds)  
 April 30, 2026

| <u>DUE</u>      | <u>Education</u> | <u>Oper &amp; Maint</u> | <u>O&amp;M Restricted</u> | <u>Bond &amp; Int</u> | <u>Auxiliary</u> | <u>Working Cash</u> | <u>Liability<br/>Protection &amp;<br/>Settlement</u> | <u>Total</u>     | <u>Bank</u>              | <u>Rate<br/>%</u> | <u>APY<br/>%</u> | <u>Certificate<br/>Number</u> |
|-----------------|------------------|-------------------------|---------------------------|-----------------------|------------------|---------------------|--|------------------|--------------------------|-------------------|------------------|-------------------------------|
| 5/20/2026       |                  |                         |                           |                       |                  | 150,000             |  | 150,000          | Consumers Credit Union   | 3.68%             | 3.68%            | 1391490-1                     |
| 6/17/2026       |                  |                         |                           |                       |                  | 152,000             |  | 152,000          | Harmony Bank             | 3.54%             | 3.54%            | 1391486-1                     |
| 7/22/2026       |                  |                         |                           |                       |                  | 150,000             |  | 150,000          | Western Alliance Bank    | 3.69%             | 3.69%            | 1391487-1                     |
| 8/19/2026       |                  |                         |                           |                       |                  | 150,000             |  | 150,000          | American Plus Bank, N.A. | 3.59%             | 3.59%            | 1391485-1                     |
| 9/19/2026       |                  |                         |                           |                       |                  | 150,000             |  | 150,000          | FFSB of Angola           | 3.56%             | 3.56%            | 1391491-1                     |
| 10/21/2026      |                  |                         |                           |                       |                  | 152,000             |  | 152,000          | Schertz Bank & Trust     | 3.54%             | 3.54%            | 1391489-1                     |
| 11/18/2026      |                  |                         |                           |                       |                  | 150,000             |  | 150,000          | KS StateBank             | 3.55%             | 3.55%            | 1391484-1                     |
| <b>Total CD</b> | -                | -                       | -                         | -                     | -                | <b>1,054,000</b>    | -  | <b>1,054,000</b> |                          |                   |                  |                               |

**\$5,000 and Over Disbursements**  
**04/01/26 - 04/30/26**

| Check Number | Check Date | Vendor Number | Payee                               | Check Amount | Description  |
|--------------|------------|---------------|-------------------------------------|--------------|--|
| 805002       | 4/1/2026   | 209546        | Allied Universal Security Serv      | \$ 11,466.09 | Security Services                                      |
| 805021       | 4/1/2026   | 89031         | IBEW 176 JATC                       | 7,318.76     | Instructor Fees for Spring 2026                        |
| 805031       | 4/1/2026   | 199805        | Marco, Inc                          | 5,126.40     | Copier and Print Fees                                  |
| 805033       | 4/1/2026   | 845           | MCS Advertising                     | 5,550.00     | Student Wall Graphic Design, Print, and Install        |
| 805053       | 4/1/2026   | 247382        | Simple Higher Ed                    | 12,500.00    | Simple Syllabus Project Implementation/SaaS Costs      |
| 805058       | 4/1/2026   | 82897         | SURS                                | 16,173.92    | #62 SURS Penalty- M Merkel                             |
| 805087       | 4/8/2026   | 209546        | Allied Universal Security Serv      | 11,617.56    | Security Services                                      |
| 805090       | 4/8/2026   | 86873         | American Dental Association         | 5,260.00     | CODA Dental Assisting/Hygiene Accreditation Fees       |
| 805108       | 4/8/2026   | 1169          | City of Oglesby                     | 8,057.39     | Water and Sewer Services; Oglesby Police Protection    |
| 805128       | 4/8/2026   | 971           | ICISP Program                       | 9,269.30     | Study Abroad Student Fees                              |
| 805133       | 4/8/2026   | 236328        | Lenovo ( United States), Inc        | 14,630.00    | Lenovo Thinkpad Laptops                                |
| 805152       | 4/8/2026   | 226569        | Starved Rock Media, Inc             | 5,995.75     | WLPO/WAJK/WLWF Radio Ads April-June                    |
| 805156       | 4/8/2026   | 14135         | United Pipe and Supply              | 6,693.78     | 100 Gal NG Water Heater                                |
| E0000074     | 4/8/2026   | 209567        | Delta Dental of Illinois            | 9,252.16     | IVCC April 2026  |
| ACH          | 4/9/2026   |               | Internal Revenue Service            | 65,710.83    | Federal Payroll Taxes                                  |
| ACH          | 4/9/2026   |               | Illinois Department of Revenue      | 28,342.02    | State Payroll Taxes                                    |
| ACH          | 4/9/2026   |               | TSA EPARS                           | 9,836.73     | 403(b) and 457(b)Payroll                               |
| ACH          | 4/9/2026   |               | Payroll SURS                        | 70,953.23    | SURS Retirement  |
| ACH          | 4/13/2026  |               | Quadient-USPS                       | 5,000.00     | Postage for Meter                                      |
| 805343       | 4/15/2026  | 1495          | AACC                                | 5,011.00     | Institutional Membership 2026                          |
| 805361       | 4/15/2026  | 1520          | Cengage Learning, Inc               | 5,010.75     | Payments to Ed2Go                                      |
| 805374       | 4/15/2026  | 247635        | Freshworks, Inc                     | 19,933.50    | Freshservice   |
| 805376       | 4/15/2026  | 246805        | GP Academy, LLC                     | 7,500.00     | Elsev Services April-July 2026                         |
| 805395       | 4/15/2026  | 236328        | Lenovo ( United States), Inc        | 14,431.00    | Lenovo Thinkpad Laptops                                |
| 805430       | 4/15/2026  | 247764        | Uwill, Inc                          | 43,000.00    | Virtual Licensed Counseling Services 02/26/26-02/25/27 |
| E0000075     | 4/15/2026  | 209871        | Community College Health Consortium | 299,682.84   | April 2026 Premium                                     |
| 805445       | 4/22/2026  | 246315        | Allyant                             | 8,215.50     | CommonLook PDF Annual Sub and Training Contract        |
| 805448       | 4/22/2026  | 209546        | Allied Universal Security Serv      | 19,266.01    | Security Services                                      |
| 805453       | 4/22/2026  | 237753        | Locker Room                         | 5,578.00     | Employee Xmas Store                                    |
| 805463       | 4/22/2026  | 223371        | Central Truck Leasing, LLC          | 7,293.34     | Monthly Tractor Lease                                  |
| 805470       | 4/22/2026  | 102229        | Elan Cardmember Services            | 8,432.01     | Monthly Credit Card Charges                            |
| 805473       | 4/22/2026  | 243127        | Arbor Management, Inc               | 31,881.46    | Food Service Program                                   |

**\$5,000 and Over Disbursements**  
**04/01/26 - 04/30/26**

| Check Number | Check Date | Vendor Number | Payee                               | Check Amount | Description  |
|--------------|------------|---------------|-------------------------------------|--------------|--|
| 805487       | 4/22/2026  | 233357        | Mansfield Power and Gas, LLC        | 5,223.44     | Utilities-Oglesby: Gas                                   |
| 805489       | 4/22/2026  | 227641        | McCoy and Sons, LLC                 | 8,465.00     | Reroute existing tile around retention pond- Ag Project* |
| 805508       | 4/22/2026  | 1450          | Thyssenkrupp Elevator Corporation   | 8,547.00     | Quarterly Billings                                       |
| 805513       | 4/22/2026  | 54880         | University of Texas At Austin       | 11,085.00    | CCSSE 2026 Survey  |
| ACH          | 4/23/2026  |               | Internal Revenue Service            | 63,892.40    | Federal Payroll Taxes                                    |
| ACH          | 4/23/2026  |               | Illinois Department of Revenue      | 27,860.77    | State Payroll Taxes                                      |
| ACH          | 4/23/2026  |               | TSA EPARS                           | 9,836.73     | 403(b) and 457(b)Payroll                                 |
| ACH          | 4/23/2026  |               | Payroll SURS                        | 70,667.98    | SURS Retirement  |
| 805641       | 4/30/2026  | 92185         | Fisher Science Education            | 7,745.41     | 45CU.FT. Glass Door Promotion                            |
| 805663       | 4/30/2026  | 88855         | NAPA                                | 5,422.20     | Misc. Customer Parts                                     |
| 805689       | 4/30/2026  | 240617        | The Lincoln National Life Insurance | 16,051.06    | April and May Premiums                                   |
| 805692       | 4/30/2026  | 1927          | Walter J Zukowski and Associates    | 6,563.25     | Legal Services   |
| ACH          | 4/30/2026  |               | EBC                                 | 6,469.62     | H.R.A., F.S.A., Cobra (December 2025)                    |

**\$ 1,031,819.19**


\*Protection, Health, and Safety (PHS) Projects



**IVCC Stipend Board Report for Payroll Ending  
04/04/2026**

| Name                      | Desc                           | Start Date | End Date   | Last Pay Date | Base | Base Amount | GL No           | Section Name  | Section Title                  | Comments  |
|---------------------------|--------------------------------|------------|------------|---------------|------|-------------|-----------------|---------------|--------------------------------|---|
| Antle, Tracey Ann         | Cover-A.Knowlton Cli on PTO    | 03/31/2026 | 03/31/2026 | 04/09/2026    | OV   | 531.00      | 011420730051340 |               |                                | EQTD HRS: .59   |
| Boyle- Bruch, Ida Lee     | FSS 8hr In-Pers&Online+Re-test | 03/30/2026 | 03/30/2026 | 04/09/2026    | ST   | 525.00      | 014110394151320 |               |                                |   |
| Buckley, Lexis Lynn       | ATOMAT Grant Work Hours        | 01/02/2026 | 03/30/2026 | 04/09/2026    | SG   | 1,552.45    | 061320152851210 |               |                                |   |
| Collins, Ashton Elizabeth | DLA 2208-151 Lab               | 03/27/2026 | 04/24/2026 | 05/07/2026    | ST   | 2,064.00    | 011420730051320 | DLA-2208-151  | Exp. Functions Ii- Rest. Func. | EQTD HRS: 3.00  |
| Fernandez, Joan Marie     | CNAC 1214-01 Clinical          | 03/30/2026 | 05/04/2026 | 05/21/2026    | ST   | 2,064.00    | 011420730051320 | CNAC-1214-01  | CNA-Cert Nur Assist Clinical   | EQTD HRS: 3.00  |
| Fernandez, Joan Marie     | CNAC 1214-02 Clinical          | 03/31/2026 | 05/05/2026 | 05/21/2026    | ST   | 2,064.00    | 011420730051320 | CNAC-1214-02  | CNA-Cert Nur Assist Clinical   | EQTD HRS: 3.00  |
| Glade, Patricia Lynn      | Intermediate Sourdough         | 03/24/2026 | 03/25/2026 | 04/09/2026    | ST   | 145.00      | 014110394151320 |               |                                |   |
| Grubar, Scott James       | Carus Welding                  | 03/19/2026 | 03/26/2026 | 04/09/2026    | ST   | 240.00      | 014210331051320 |               |                                |   |
| Hatz, Angela T            | CNAC 1214-632 Clinical         | 03/31/2026 | 05/05/2026 | 05/21/2026    | ST   | 2,064.00    | 011420730051320 | CNAC-1214-632 | CNA-Cert Nur Assist Clinical   | EQTD HRS: 3.00  |
| Jenrich, Chuck            | RvfrntMach-GAP Analysis        | 01/06/2026 | 02/03/2026 | 04/09/2026    | ST   | 3,000.00    | 014210331051320 |               |                                |   |
| Jenrich, Chuck            | RvfrntMach-AS 9100 Cert/Imp    | 02/24/2026 | 03/17/2026 | 04/09/2026    | ST   | 1,200.00    | 014210331051320 |               |                                |   |
| Knoblauch, Heather Anne   | Cover-T. Myers Clinical on PTO | 04/02/2026 | 04/02/2026 | 04/09/2026    | OV   | 531.00      | 011420730051340 |               |                                | EQTD HRS: .59   |
| Love, Phillip Boyd        | IMT 1220-350 2nd 8wks replmnt  | 03/26/2026 | 05/16/2026 | 05/21/2026    | ST   | 1,662.26    | 011320410051320 | IMT-1220-350  | Rigging Systems                | EQTD HRS: 2.25  |
| Manternach, Emily S       | Find Your People! Meet, Mingle | 02/12/2026 | 03/26/2026 | 04/09/2026    | ST   | 144.00      | 014110394151320 |               |                                |   |
| Mills, Jennifer P         | American Music Course Devlpmnt | 10/13/2025 | 03/02/2026 | 04/09/2026    | ST   | 921.34      | 011120651851900 |               |                                | EQTD HRS: 1.00  |
| Molln, Theresa Marie      | Carus Welding                  | 03/19/2026 | 03/26/2026 | 04/09/2026    | ST   | 540.00      | 014210331051320 |               |                                |   |
| Molln, Theresa Marie      | WashingtonMills-Maint Millwrgt | 03/20/2026 | 03/20/2026 | 04/09/2026    | ST   | 243.75      | 014210331051320 |               |                                |   |
| O'Flanagan, Jamie Lynn    | Taught CPR due to # of studnts | 03/23/2026 | 03/23/2026 | 04/09/2026    | ST   | 273.96      | 011420730051320 |               |                                | EQTD HRS: .31   |
| Riedesel, Cameron Thomas  | IMT 1220-350 Remaining Paymnts | 03/08/2026 | 05/16/2026 | 05/21/2026    | ST   | 1,548.00    | 011320410051320 |               |                                | Course/Hrs & Credit input on stipend ended on 3/7/26              |
| Riedesel, Cameron Thomas  | IMT 1200-01 Remaining Payments | 03/08/2026 | 05/16/2026 | 05/21/2026    | ST   | 1,376.00    | 011320410051320 |               |                                | Course/Hrs & Credit input on stipend ended on 3/7/26              |
| Riedesel, Cameron Thomas  | ELE 1201-01 Remaining Pymts    | 03/08/2026 | 05/16/2026 | 05/21/2026    | ST   | 2,064.00    | 011320410051320 |               |                                | Course/Hrs & Credit input on stipend ended on 3/7/26              |
| Salz, Richard Allan       | TDT Class B Training           | 03/26/2026 | 03/30/2026 | 04/09/2026    | ST   | 442.50      | 014210331051320 |               |                                |   |
| Schneider, Gregg A        | Driver Imprvmt-LaSalle County  | 03/25/2026 | 03/25/2026 | 04/09/2026    | ST   | 160.00      | 014110394251320 |               |                                |   |
| Schneider, Gregg A        | Driver Imprvmt-Bur/Put County  | 03/28/2026 | 03/28/2026 | 04/09/2026    | ST   | 160.00      | 014110394351320 |               |                                |   |
| Schomas, Jane Elizabeth   | Wedding Reception Survival     | 02/10/2026 | 03/25/2026 | 04/09/2026    | ST   | 450.00      | 014110394151320 |               |                                |   |
| Schomas, Jane Elizabeth   | Intmdte to Advance Swing Dance | 02/10/2026 | 03/25/2026 | 04/09/2026    | ST   | 450.00      | 014110394151320 |               |                                |   |
| Schuerman, Patrick        | SP26 2nd 8 Wks GNT 1208320     | 03/16/2026 | 05/16/2026 | 05/21/2026    | ST   | 743.30      | 011320410051320 |               |                                | EQTD HRS:1 Corrected Stipend w/correct amount due per credit hour |
| Scoma, Danica Emilene     | Putnam Co Picasso 2nd Session  | 03/03/2026 | 03/31/2026 | 04/09/2026    | ST   | 375.00      | 014210331051320 |               |                                |   |
| Sessler, Ronald Eugene    | TDT Class B Training           | 03/31/2026 | 04/02/2026 | 04/09/2026    | ST   | 525.00      | 014210331051320 |               |                                |   |
| Smith, M'Kenzie Brogan    | Cover-A.Knowlton Cli on PTO    | 04/01/2026 | 04/01/2026 | 04/09/2026    | OV   | 468.37      | 011420730051340 |               |                                | EQTD HRS: .59   |
| Stowe, Karen J            | NICIG Project Phase Two        | 03/23/2026 | 03/27/2026 | 04/09/2026    | ST   | 400.00      | 014210331051320 |               |                                |   |
| Taylor, Nicolas David     | SP26 2nd 8 Wks WLD Series 320  | 03/16/2026 | 05/16/2026 | 05/21/2026    | ST   | 2,229.96    | 011320410051320 |               |                                | EQTD HRS: 3.5 Correctd Stipend w/correct amount due per credit hr |
| Whaley, Philip A          | Jr High Honor Band             | 01/26/2026 | 02/14/2026 | 04/09/2026    | ST   | 839.73      | 013620620451900 |               |                                | EQTD HRS: 1.00  |

\$31,997.62



Kathy Ross  
VP of Business Services and Finance



Dr. Tracy Morris  
President

\*Earn Types  
RE=Regular, TF=Taxable Reimbursements, ST/SG=Stipend, ES=SURS Exempt  
Stipend, OV=Overload, VA=Vacation Payout, ML=Commuting Mileage  
MI=Miscellaneous, SS=Summer School



**IVCC Stipend Board Report for Payroll Ending  
04/18/2026**

| Name                  | Desc                           | Start Date | End Date   | Last Pay Date | Base | Base Amount | GL No           | Section Name | Section Title | Comments                                       |
|-----------------------|--------------------------------|------------|------------|---------------|------|-------------|-----------------|--------------|---------------|--|
| Biagi, Dorothy A      | Italian Tortellini             | 04/18/2026 | 04/18/2026 | 04/23/2026    | ST   | 225.00      | 014110394151320 |              |               |  |
| Gibson, Stephen B     | Washington Mills Maint Assmnt  | 04/10/2026 | 04/10/2026 | 04/23/2026    | ST   | 337.50      | 014210331051320 |              |               |  |
| Grubar, Scott James   | Carus Welding                  | 04/02/2026 | 04/02/2026 | 04/23/2026    | ST   | 120.00      | 014210331051320 |              |               |  |
| Klieber, Tracie Marie | Strength, Cardio, Core         | 03/12/2026 | 04/07/2026 | 04/23/2026    | ST   | 320.00      | 014110394151320 |              |               |  |
| Klieber, Tracie Marie | AM Yoga Unique 2U-In/Pers&Onli | 03/18/2026 | 04/13/2026 | 04/23/2026    | ST   | 320.00      | 014110394151320 |              |               |  |
| Klieber, Tracie Marie | PM Yoga Unique 2U-In/Pers&Onli | 03/18/2026 | 04/13/2026 | 04/23/2026    | ST   | 320.00      | 014110394151320 |              |               |  |
| Manternach, Emily S   | Tea, Spcie, & Everything Nice  | 04/09/2026 | 04/09/2026 | 04/23/2026    | ST   | 125.00      | 014110394151320 |              |               |  |
| Manternach, Emily S   | Meditation: Focus on Foregiven | 04/16/2026 | 04/16/2026 | 04/23/2026    | ST   | 64.00       | 014110394151320 |              |               |  |
| Molln, Theresa Marie  | Carus Welding                  | 04/02/2026 | 04/02/2026 | 04/23/2026    | ST   | 270.00      | 014210331051320 |              |               |  |
| Molln, Theresa Marie  | Washington Mills Maint Assmnt  | 04/10/2026 | 04/10/2026 | 04/23/2026    | ST   | 262.50      | 014210331051320 |              |               |  |
| Ossola, Jyllian       | Friday Night Framed & Painted  | 04/17/2026 | 04/17/2026 | 04/23/2026    | ST   | 245.00      | 014110394151320 |              |               |  |
| Pytel, Kyle Edwin     | Driver Imprvmnt LaSalle Co4/11 | 04/11/2026 | 04/11/2026 | 04/23/2026    | ST   | 200.00      | 014110394251320 |              |               |  |
| Riedesel, Cameron     | Final pay, see comments        | 01/09/2026 | 04/18/2026 | 04/23/2026    | ST   | 678.37      | 011320410051320 |              |               | Final Pay ELE 1201 01 IMT 1200 01 IMT 1220 350 |
| Schneider, Gregg A    | Driver Imprvmnt-LaSalle County | 04/08/2026 | 04/08/2026 | 04/23/2026    | ST   | 160.00      | 014110394251320 |              |               |  |
| Sessler, Ronald       | TDT Class B                    | 04/08/2026 | 04/16/2026 | 04/23/2026    | ST   | 480.00      | 014210331051320 |              |               |  |
| Stowe, Karen J        | NCICG Project Phase Two        | 03/30/2026 | 04/10/2026 | 04/23/2026    | ST   | 1,050.00    | 014210331051320 |              |               |  |
| Stowe, Karen J        | NCICG Project Phase Two        | 04/13/2026 | 04/17/2026 | 04/23/2026    | ST   | 850.00      | 014210331051320 |              |               |  |
| Whightsil, Greg Allen | CBE Industrial Electrician     | 03/03/2026 | 04/15/2026 | 04/23/2026    | SG   | 400.00      | 061320152851320 |              |               | ATOMAT Grant                                   |

\$ 6,427.37

Kathy Ross  
VP of Business Services and Finance

Dr. Tracy Morris  
President

\*Earn Types  
RE=Regular, TF=Taxable Reimbursements, ST/SG=Stipend, ES=SURS Exempt  
Stipend, OV=Overload, VA=Vacation Payout, ML=Commuting Mileage  
MI=Miscellaneous, SS=Summer School

**Faculty Resignation – David Garrison, Math Lab Instructor**

David Garrison, Math Lab Instructor, submitted his resignation effective August 5, 2026, the conclusion of Summer Session B.

We thank David for his dedicated service and wish him continued success in his future endeavors.

**Recommendation:**

**Accept the resignation of David Garrison, Math Lab Instructor, with the conclusion of Summer Session B, effective August 5, 2026.**

**Transfer of Funds – Working Cash**

The Working Cash Fund was established with the proceeds of two bond issues: \$1,500,000 in 1992 and \$2,999,953 in 1999. In addition, the Working Cash Fund received proceeds in the amount of \$1,600,000 for 2025 bond issue. The purpose of the Working Cash fund is to give the College resources to meet payroll and operating expenses while waiting for receipts from property tax levies and state fund. Per Board Policy 04.20, interest earnings from the Working Cash Fund can be transferred to support activities of the Education Fund or the Operations and Maintenance (O&M) Fund.

Education Expenses Supported by the Transfer:

| <b>Description</b>                                   | <b>Amount</b>    |
|--|------------------|
| Wired/Wireless Network Upgrade<br>(FY26 Budget Item) | \$214,708        |
| <b>Grand Total</b>                                   | <b>\$214,708</b> |

**Recommendation:**

**The administration recommends Board approval to transfer \$214,708 from the Working Cash Fund to the Education Fund to cover expenses as listed above.**

KPI 4: Resource Management

**Purchase Request – 2025 F-750 Diesel Regular Cab Base (F7D)**

The College Truck Driver Training program was awarded \$166,500 by the Innovative Bridges and Transitions (IBT) Grant in January 2026. Working collaboratively with Morrow Brothers Ford, this truck was recognized as ideal for the program’s current and future needs. To complete the action activities of the IBT grant, the Truck Driver Training Program must purchase one (1) 2025 F-750 Diesel Regular Cab Base (F7D), Class B truck to use for training students on this truck classification. All curriculum has been updated and approved for the incorporation of this vehicle in the Fall of 2026.

The Illinois Department of Central Management Services (CMS) provides programs, services, and bid purchases, both to state and public agencies. Because these are state approved purchases, these are the lowest prices offered. Therefore, bidding becomes unnecessary since any purchases and vendors on the State contract have been bid by and approved through the State for local government and public agency use and joint purchase. Morrow Brothers Ford, of Greenfield, Illinois has been approved by the State under Contract Number 21-416-P-29479 through the State of Illinois Central Management Services for joint purchasing.

This purchase will be fully funded by the IBT grant.

**Recommendation:**

**The administration recommends approval of the purchase of a 2025 F-750 Diesel Regular Cab Base (F7D) from Morrow Brothers Ford of Greenfield, Illinois at a cost of \$125,363 with funding from the IBT Grant using the State Contract Number 21-416-P-29479 through the State of Illinois Central Management Services.**

KPI 4: Resource Management

**Purchase Request – Camera Fiber Cabling**

In September 2023, the Board approved the bid by JB Contracting Corporation, Peru IL, for site lighting and security camera upgrades. Since then, it has become necessary to make maintenance repairs to the original project.

The proposal from JB Contracting for the maintenance repair work is as follows:

|   |                    |
|---|--------------------|
| Replace damaged fiber cable in Lot 7                            | \$11,955.00        |
| Remove and replace fiber/power cable for two additional cameras | \$14,265.00        |
| <b>Total</b>  | <b>\$26,220.00</b> |

This expense qualifies as maintenance and repair of specialized equipment as part of the site lighting and security camera upgrades project and is exempt from bidding per 110 ILCS 805/3-27.1.

**Recommendation:**

**The administration recommends Board approval of the proposal from JB Contracting for the camera fiber cabling repair in the amount of \$26,220.00 to be paid from Operations and Maintenance.**

KPI 4: Resource Management

**Purchase Request – Tesla Model 3 Premium AWD Electric Vehicle**

The College Automotive Technology program was awarded \$350,000 for the REV UP EV Grant in August 2025. Tesla has the most EV's on the road today and since their technology is different than most of the other EV manufacturers, the IVCC automotive advisory council recommended the purchase of a Tesla EV. To complete the action activities of the REV UP EV Grant, the Automotive Technology Program needs to purchase a Tesla Electric Vehicle to use for training students on electric vehicle service and diagnostic repair. The Tesla Model 3 Premium AWD was selected because it is a dual motor vehicle and has the latest generation of Tesla technology including the Octovalve heat pump.

The Tesla Electric Vehicle will be used for training students on electric vehicle service and diagnostic repair. The automotive curriculum was updated and approved for the incorporation of these EV vehicles for Spring 2026.

This purchase will be fully funded by the REV UP EV grant through the Sourcewell Cooperative purchasing group.

**Recommendation:**

**The administration recommends Board authorization to proceed with the purchase of a Tesla Model 3 Premium AWD for the Automotive Technology program using the REV UP EV Grant through the Sourcewell Cooperative Purchasing Group at a cost of \$49,101.**

KPI 4: Resource Management

**Approval – Twin City Energy Services, Inc. Proposal of Electricity Purchase**

Chris Landstrom of Twin City Energy Services has been the College’s broker for the purchasing of our natural gas and electricity needs since 2021. He recently solicited proposals from AEP Energy, Constellation and Homefield Energy for electric rates. It is his recommendation that the College continue its contract with Constellation for Day Ahead Index Adder pricing at a rate of \$0.002250 per kilowatt-hour for 60 months.

**Recommendation:**

**The administration recommends approval of a 60-month contract with Constellation for the purchase of electricity at Day Ahead Index Adder rates of \$0.002250 per kilowatt-hour.**

KPI 4: Resource Management

**Approval – Board Policy 06.17 Alcoholic Beverages Sales**

Board Policy 06.17 – Alcoholic Beverages Sales is an update to policy and also updates the title of the policy. This policy is designed to bring our practices into compliance with applicable laws, as well as move appropriate portions into procedures. This policy was shared with the Planning Committee in April, 2026 and is being brought forward for approval.

**Recommendation:**

**Approve Board Policy, as presented.**

## Illinois Valley Community College Board Policy

### Board Policy 06.17 Alcoholic Beverages ~~Sales~~ Campus

Effective Date: 01/12/2017  
Last Reviewed: 01/12/2017  
Last Revised: **01/12/2017**

Under ~~the~~ Illinois ~~Public Act 099-0550~~ Liquor Control Act, alcoholic ~~liquors~~ beverages may be served or sold in buildings under the control of the Board of Trustees of a community college district for events. ~~the~~ The Board of Trustees ~~of that community college district~~ may determine ~~are~~ what ~~constitutes~~ public events and not student-related activities. ~~The following guidelines must be strictly adhered to:~~

**Commented [TM1]:** Change from Attorney Zukowski related to the applicable law.

~~If alcohol is sold at retail, the College must have first obtained a liquor license from the local municipality where the facilities are located or the county if the facility is in an unincorporated area. After receiving the local liquor license, application must be made for a state retailers' liquor license.~~

- ~~There shall be a lease of premises agreement between the Board of Trustees and the approved entity to use the college facilities for their event;~~
- ~~Insurance coverage to hold the college harmless must be obtained by the lessee to include any type of dram shop exposure. General liability coverage for the event must include a minimum of one million dollars (\$1,000,000) of general liability, products and completed operations, and if necessary, dram shop insurance.~~
- ~~If applicable, caterers renting the facility are also required to sign a lease of premises agreement and carry insurance including dram shop coverage and general liability, completed operations, and product coverage, in the amount of one million dollars (\$1,000,000). If applicable, caterers will also carry workers compensation insurance with minimum employer liability of \$500,000 and auto liability of \$1,000,000. These events and related sale of alcohol must be in accordance with all applicable state and federal laws. Institutional Procedure 06.17.00 outlines the requirements and applicable guidelines. Any requests for events with beverage sales or service will be reviewed and approved in accordance with Institutional Procedure 06.17.00 Alcoholic Beverage Sales.~~

~~The College reserves the right to take any actions deemed necessary to protect the general public and the reputation of the College in the enforcement of this liquor policy.~~

~~Approved activities must meet the following conditions:~~

- ~~Applications to serve alcoholic beverages at an event must be made to the Illinois Valley Community College Board of Trustees at least sixty (60) days prior to the event.~~
- ~~Alcoholic beverages served at events shall be handled by the sponsoring organization.~~
- ~~The anticipated attendees and the relative proportion of individuals under the age of 21 to individuals age 21 or older must be considered. The event operator must be able to prevent the sale or distribution of alcohol to individuals under the age of 21.~~

- ~~4. At any event where alcoholic beverages are served, provisions must be made for serving non-alcoholic beverages also. Open bars are not allowed.~~
- ~~5. Attendees shall be prohibited from providing their own alcohol.~~
- ~~6. The sponsoring organization shall make no public advertisement of the sale or serving of alcoholic beverages in connection with the activity.~~
- ~~7. Possession and consumption of alcoholic beverages shall be confined to the area or room scheduled for the activity and shall not be permitted in public areas. Participants shall not be permitted to carry any containers of alcoholic beverage out of the serving area.~~
- ~~8. Employees of Illinois Valley Community College must be active participants at the event. For purpose of this policy, a participant shall mean faculty, Board of Trustee member, or administrator. The event cannot be a student activity or student-related activity.~~
- ~~9. Only members of the sponsoring organization and their invited guests shall be permitted to attend the activity.~~
- ~~10. The sponsoring organization shall be held financially responsible for any damage or injury to persons or property as a result of intentional or negligent conduct on the part of the organization, its members, or guests and meet all requirements herein.~~

~~Illinois Valley Community College reserves the right to close the activity if any person or group of persons appears to be intoxicated or otherwise uncontrollable. In addition, Illinois Valley Community College reserves the right to limit the time frame when alcohol may be served, and the volume and/or number of drinks that may be served to a group on an individual basis.~~

**Related Procedures:**

~~None~~

~~institutional procedure allows for limited alcoholic beverage use as part of community education courses and programs, in accordance with Institutional Procedure 06.17.01 Alcohol Usage for Continuing Education. Persons in attendance at such an approved event may not be under the influence of alcohol to the degree that their behavior is disruptive to the event or to the operation of the College.~~

**Related Procedures:**

~~06.17.00 Alcoholic Beverage Sales~~

~~06.17.01 Alcoholic Beverages for Continuing Education Courses~~

**President's Contract Addendum**

Pursuant to the Board's performance evaluation procedures, an annual evaluation for Dr. Tracy Morris was conducted by the Board of Trustees. As a result, a recommendation for Board action on the addendum to the contract is as follows. The addendum to the contract has been posted online in accordance with state statute 110 ILCS 805/3-70 for viewing.

In addition, the President will receive the same increase as all employees for the Fiscal Year.

**Recommendation:**

**Approve the addendum to the employment contract for President Dr. Tracy Morris. The President's annual salary for the period of July 1, 2026 - June 30, 2027 shall be increased by 3.5%, which is in alignment with all employees for the fiscal year, to \$227,836.00 per annum, as well as benefits and other conditions presented in the original contract. This increase will be made in alignment with institutional processes.**

**Final Change Orders for 2025 Campus Renovations**

To be in compliance with Board Policy 4.11, the administration wishes to advise the Board of Trustees of the following Change Orders to the 2025 Campus Renovations project:

|  |                       |
|--|-----------------------|
| <b>Previous contract sum:</b>                                      | <b>\$4,016,441.62</b> |
| <hr/>  |                       |
| <b>Change Order 52:</b><br>Paint exterior storefronts              | \$4,368.00            |
| <b>Change Order 53:</b><br>Decorative film coating                 | \$4,129.65            |
| <b>Change Order 55:</b><br>Fire-rated door lite kits               | \$5,796.70            |
| <b>Change Order 56:</b><br>Replace wallpaper graphic in A corridor | \$3,990.00            |
| <b>Change Order 57:</b><br>Roller shade revisions                  | \$393.75              |
| <b>Refund Allowance Number 1:</b><br>Unforeseen Conditions         | (\$20,000.00)         |
| <b>Refund Allowance Number 2:</b><br>Interior Room Signage         | (\$5,000.00)          |
| <hr/>  |                       |
| <b>Final contract sum:</b>   | <b>\$4,010,119.72</b> |

No individual change order exceeds the \$25,000 approval limit. In addition, all change orders add up to \$118,719.72 which falls below the 10% limit needed for Board approval.

KPI 4: Resource Management



**ILLINOIS  
VALLEY**  
COMMUNITY  
COLLEGE

## MEMORANDUM

---

TO: Dr. Tracy Morris  
FROM: Kathy Ross *Kathy Ross*  
DATE: May 6, 2026  
SUBJECT: EDCNCI Lease

---

This memo is to inform the Board of Trustees that the CEO of the Economic Development Corporation of North Central Illinois, Gina Czubachowski, has notified IVCC that they will not be renewing their lease when it ends on June 30, 2026.

**Extension of City of Spring Valley TIF District I**

The Board approved this extension in September 2025. This request for the 12-year Extension of the Spring Valley TIF District I was approved by the City with an increase of the increment for the College from 54.45% to 80% of the total tax rate.

The City of Spring Valley, Illinois established its Tax Increment Financing (TIF) District I pursuant to the Tax Increment Allocation Redevelopment Act (the “Act,” 65 ILCS 5/11-74.4 et. seq.) on July 31, 2006. The City now seeks to extend the life of the TIF District for an additional twelve (12) years beyond its current termination in tax year 2029.

The agreement, approved by the City in April, will be signed by the Board Chair and the Secretary.

## HUMAN RESOURCES REPORT

Tuesday, May 19, 2026

| Appointments                 |  |                             |                       |                         |                                 |   |   |
|------------------------------|--|-----------------------------|-----------------------|-------------------------|---------------------------------|---|---|
| Name                         | Title                                  | Status / Classification     | Start Date at College | Wage/ Annualized Salary | Requires Board Action           | Reason  |   |
| Kuester, David               | HFS Instructor                         | PT / Faculty                | 5/4/2026              | \$928 / credit hour     | No                              | Rehire  |   |
| Robinson, Maria              | Accommodations Specialist              | FT / Academic Support       | 6/8/2026              | \$24.85 / hour          | No                              | New Hire  |   |
| Tuschhoff, Emma              | NSB Instructor                         | PT / Faculty                | 5/11/2026             | \$688 / credit hour     | No                              | New Hire ; approved full-time faculty Fall 2026 |   |
| Thompson, Abigail            | Assessment Center Assistant            | PT / Academic Support       | 5/18/2026             | \$18.27 / hour          | No                              | New Hire  |   |
| Changes / Internal Transfers |  |                             |                       |                         |                                 |   |   |
| Name                         | Title                                  | Status / Classification     | Start Date at College | Status Change Date      | Wage/ Annualized Salary         | Requires Board Action                           | Reason  |
| Sorenson, Gabriella          | Bookstore Coordinator                  | FT / Professional-Technical | 6/1/2015              | Retroactive: 04/06/2026 | \$55,940                        | No  | Restructure following retirement of Bookstore Manager |
| Babio, Kristin               | Bookstore/Auxiliary Services Assistant | FT / Support Staff          | 10/21/2024            | Retroactive: 04/06/2026 | \$18.86 / hour                  | No  | Restructure following retirement of Bookstore Manager |
| Separations / Retirements    |  |                             |                       |                         |                                 |   |   |
| Name                         | Title                                  | Status / Classification     | Start Date at College | Last Day Worked         | Wage / Annualized Salary        | Requires Board Action                           | Reason  |
| Schmitt, Richard             | Truck Driver Training Specialist       | PT / Academic Support       | 1/20/2003             | 4/28/2026               | \$34.78 / hour                  | No  | Retirement  |
| Garrison, David              | Lab Instructor - Math                  | FT / Faculty                | 8/13/2019             | 8/5/2026                | \$56,240                        | Yes   | Resignation   |
| Horton, Zachary              | Assistant Coach - Women's Soccer       | PT-Temp / Athletics         | 7/21/2025             | 4/27/2026               | \$4,000 stipend / Academic Year | No  | Resignation   |



### **College Core Values**

Achieving Excellence through our Core Values (acronym is I-CARE)

Integrity

Compassion

Accountability

Respect

Equity

### **Vision Statement**

Illinois Valley Community College will foster personal and professional growth and well-being for our students and community through growing programs, updated facilities, and educational innovation.

### **Mission Statement**

Illinois Valley Community College is dedicated to creating opportunities for students and our community by providing access to affordable, high-quality higher education and lifelong learning.