



**ILLINOIS VALLEY
COMMUNITY COLLEGE**

**815 North Orlando Smith Road
Oglesby, IL 61348-9692**

**Board Meeting
A G E N D A**

**Tuesday, June 19, 2012
Board Room
6:30 p.m.**

NOTE:

If you are unable to attend this meeting, or if you have questions regarding the agenda, please call the President's office, 224-0402.

IVCC'S MISSION STATEMENT

IVCC teaches those who seek and is enriched by those who learn.

BOARD AGENDA ITEMS

January

February

Authorize Budget Preparation
Tenure Recommendations
Non-tenured Faculty Contracts
Reduction in Force
Tuition and Fee Review
Five-year Financial Forecast

March

Strategic Plan Update
President's Evaluation
Student Demographic Profile

April

Board of Trustees Election (odd years)
Organization of Board (odd years)

May

Budget Adjustments
Bid Approval for Spring and Summer/Fall
Schedules
President's Contract Review
Vice Presidents' Contract Renewals

June

RAMP Reports
IT Strategic Plan
Prevailing Wage Resolution
Authorization of Continued Payment for
Standard Operating Expenses

July

Tentative Budget
a. Resolution Approving Tentative Budget
b. Authorization to Publish Notice of
Public Hearing

August **Budget**

a. Public Hearing
b. Resolution to Adopt Budget
College Insurance (every 3 years)

September

Protection, Health, and Safety Projects
Cash Farm Lease
Program Review Report
Performance Results – KPIs
Annual Employee Demographics Report
Approval of College Calendar (even years)

October

Authorize Preparation of Levy
Audit Report
Key Performance Indicators
ICCTA Award Nominations

November

Adopt Tentative Tax Levy

December

Adopt Tax Levy
Schedule of Regular Meeting Dates and Times

ILLINOIS VALLEY COMMUNITY COLLEGE
Board of Trustees Meeting
Tuesday, June 19, 2012 – 6:30 p.m. – Board Room (C307)

A G E N D A

1. Call to Order
2. Pledge of Allegiance
3. Roll Call
4. Approval of Agenda
5. Public Comment
6. Consent Agenda Items - Anyone may remove an item from the consent item list by requesting the chair to do so. Items removed will be discussed and voted upon immediately following passage of the remaining consent items.
 - 6.1 Approval of Minutes – May 15, 2012 Board Meeting; June 5, 2012 Audit/Finance Committee Meeting; and June 5, 2012 Special Board Meeting (Pages 1-12)
 - 6.2 Approval of Bills - \$1,362,129.66
 - 6.2.1 Education Fund - \$871,519.78
 - 6.2.2 Operations & Maintenance Fund - \$110,563.92
 - 6.2.3 Operations & Maintenance (Restricted Fund) - \$71,608.35
 - 6.2.4 Auxiliary Fund - \$199,901.62
 - 6.2.5 Restricted Fund - \$68,276.08
 - 6.2.6 Liability, Protection & Settlement Fund - \$40,259.91
 - 6.3 Treasurer's Report (Pages 13-31)
 - 6.3.1 Financial Highlights (Pages 14-15)
 - 6.3.2 Balance Sheet (Pages 16-17)
 - 6.3.3 Summary of FY12 Budget by Fund (Page 18)
 - 6.3.4 Budget to Actual Comparison (Pages 19-26)
 - 6.3.5 Budget to Actual by Budget Officers (Page 27)
 - 6.3.6 Statement of Cash Flows (Page 28)
 - 6.3.7 Investment Status Report (Pages 29-30)
 - 6.3.8 Check Register - \$5,000 or more (Page 31)
 - 6.4 Personnel - Stipends for Pay Periods Ending May 5, 2012 and May 19, 2012 (Pages 32-35)
 - 6.5 Bid Results – Asphalt Pavement Repair, Sealing, and Marking

- 6.6 Request for Purchase – Port Fee for Update of Colleague Administrative system (Page 36)
- 6.7 Community College Education Agreement (Pages 37-42)
- 6.8 Prevailing Wage Resolution (Pages 43-47)
7. President’s Report
8. Committee Reports
9. Authorization to Continue Payment for Standard Operating Expenditures (Page 48)
10. FY14 RAMP Capital Request – Additions and Renovations to Buildings C and G (Pages 49-50)
11. Appointment of Ethics Officer (Page 51)
12. IBEW Agreement (Pages 52-57)
13. Items for Information (Pages 58-77)
 - 13.1 Staff Appointment – Paul Hartwig, Maintenance (Page 58)
 - 13.2 Staff Resignation – Carolyn Bryant, Assistant Volleyball Coach (Page 59)
 - 13.3 Staff Resignation – Caitlin Downey, Part-time Ottawa Center Information Specialist (Page 60)
 - 13.4 Staff Resignation – Elizabeth Pommier, Academic Support Technologist (Page 61)
 - 13.5 State of Final Completion – Aluminum Wire & Feeder Panel Replacement, Buildings D & E (Page 62)
 - 13.6 Asbestos Property Damage Settlement (Pages 63-73)
 - 13.7 Spring 2012 Graduation (Page 74)
 - 13.8 Arbor Day Foundation – Tree Campus USA Recognition in 2011 (Pages 75-76)
 - 13.9 Thank you from Putnam County Library (Page 77)
14. Trustee Comment
15. Closed Session – 1) the appointment, employment, compensation, discipline, performance, or dismissal of specific employees of the public body; 2) pending litigation; and 3) closed session minutes.
16. Change in Trainer Specialist/Site Facilitator Position for Truck Driver Training Program
17. Compensation for FY13 – Employees not Affected by a Labor Agreement
18. Increase in Part-time Faculty Pay Scale
19. Vice Presidents’ Contracts
20. President’s Contract
21. Other
22. Adjournment

ILLINOIS VALLEY COMMUNITY COLLEGE

Board of Trustees

Minutes of Regular Meeting

May 15, 2012

The Board of Trustees of Illinois Valley Community College District No. 513 convened a regular session at 6:30 p.m. on Tuesday, May 15, 2012 in the Board Room (C307) at Illinois Valley Community College.

Members Physically Present: Melissa M. Olivero, Vice Chair
Michael C. Driscoll
Larry D. Huffman
David O. Mallery
Britney Burkart, Student Trustee

Members Absent: Dennis N. Thompson, Chair
Leslie-Anne Englehaupt, Secretary
James A. Narczewski

Others Physically Present: Jerry Corcoran, President
Cheryl Roelfsema, Vice President for Business Services and Finance
Rick Pearce, Vice President for Learning and Student Development
Lori Scroggs, Vice President for Planning and Institutional Effectiveness
Walt Zukowski, Attorney

In the absence of Mr. Dennis Thompson, the meeting was called to order by Ms. Melissa Olivero, Acting Board Chair.

APPROVAL OF AGENDA

It was moved by Dr. Driscoll and seconded by Dr. Huffman to approve the agenda, as presented. Motion passed by voice vote.

PUBLIC COMMENT

None.

APPOINTMENT OF SECRETARY PRO-TEM

In the absence of Leslie Englehaupt, Ms. Olivero appointed Dr. Huffman to serve as Secretary Pro-Tem.

CONSENT AGENDA

It was moved by Dr. Huffman and seconded by Dr. Driscoll to approve the consent agenda as presented. Motion passed by voice vote.

The following items were approved in the consent agenda:

Approval of Minutes – April 17, 2012 Board Meeting.

Approval of the Bills - \$1,584,301.91

Education Fund - \$1,261,487.19; Operations and Maintenance Fund - \$66,541.30; Operations and Maintenance (Restricted Fund) \$25,582.38; Auxiliary Fund - \$35,233.93; Restricted Fund - \$137,962.35; and Liability, Protection and Settlement Fund - \$57,494.76.

Treasurer's Report

Personnel

Approved the stipends for the pay periods ending April 7, 2012 and April 21, 2012.

Bid Results – Asbestos Abatement for Protection, Health and Safety (PHS) Projects in Buildings A, B, D, and E

Accepted the base bid for the Asbestos Abatement for PHS Projects in Buildings A, B, D, and E from Bay Remediation, LLC – Chicago, IL, in the amount of \$55,000.

Bid Results – Protection, Health and Safety (PHS) Projects

Accepted the base bid from Vanguard Contractors, Inc. – Pekin, IL, in the amount of \$747,200 for the PHS Projects for Restroom Modifications – Phase II, Door Panic Hardware Replacement, and Ceiling and Lighting Replacement, Alternate Bid No. 1 for \$7,300 for additional valve and piping replacements in Buildings A and B, and Alternate Bid No. 2 for \$6,300 for additional valve and piping replacements in Buildings D, E, and G, for a total of \$760,800.

PRESIDENT'S REPORT

Dr. Corcoran reported the Illinois Community College Trustees Association has announced that Jeanne Hayden has been selected as the winner of its 2012 Professional Board Staff Member Award. Jeanne will be recognized at the ICCTA's annual awards luncheon on Friday, June 1, at the Bloomington/Normal Marriott Hotel in Normal. Every day, more than anyone else, Jeanne demonstrates a sincere commitment to the college's five core values of Respect, Responsibility, Caring, Fairness and Honesty, which guide her behavior when interacting with others. No matter what the activity may be Jeanne Hayden recognizes the importance of working together for a common cause. Dr. Corcoran has told many people over the last few years, she is now in the process of training her fifth college president and one thing he knows for sure is that he and many others are very proud to be working beside her. Dr. Corcoran congratulated Jeanne Hayden on this well-deserved honor. Along with the update on construction that Cheryl Roelfsema provided in the board packet, work on the Peter Miller Community Technology Center is going well. Steel erection is scheduled to start on the west end of the building May 29. Foundations should be complete by May 31. Geothermal Field drilling will be finished May 16 and backfill of the field will immediately follow; pipe will be run from the geothermal field to the corner of the new building May 21 -25 (under roadway and temporary sidewalk); and pipe installation in the horizontal field will start the week of June 11, lasting approximately six weeks. The work being done in Building G (Therapeutic Massage Lab) is also proceeding nicely and

should be at the substantial completion phase by June 12. On page 45 of the Board Book, there's a letter from the Government Finance Officers Association notifying the College that the Business Office has once again earned the Distinguished Budget Presentation Award for the current budget. This is the fourth consecutive year that Cheryl Roelfsema, Pat Berry, and the Business Office staff have earned this outstanding distinction. In fact, IVCC is one of only 11 Illinois community colleges (out of 39 -- 28%) to have received the award. Dr. Corcoran thanked everyone in the Business Office for a job well done. Tracy Morris successfully defended her dissertation last Friday, May 11. As the notice to all employees stated, "we now have a new doctor in the house." Dr. Corcoran congratulated Dr. Tracy Morris on this outstanding accomplishment. Congratulations also went to Dorene Perez, Jim Gibson, Rick Serafini, Paul Leadingham and Tim Bias on the great job they did of coordinating this year's MIMIC Fair (Making Industry Meaningful In College) on April 25. The April 19 IVCC Job Fair ended up bringing 321 job seekers to the campus in order to meet with 43 employers. Congratulations went to Cathy Buck and Cristina Sabaria for their fine work on that project. The annual staff recognition event was held on April 20 and 95 employees were honored for outstanding service. Dr. Corcoran thanked Dr. Larry Huffman and David Mallery for attending the event and representing the board of trustees. Thanks also went to Paula Hallock, George Needs, and Glenna Jones for working closely with the planning committee on coordinating the event. On April 24, Fran Brolley and Professor Michael Pecherek hosted an event in honor of George and Nancy Maze as a way of saying thanks for the donations they have made over the years to provide cultural field trips to Chicago for music and theatre students. This is a wonderful experience for many of IVCC's students and one that many of them would not have were it not for the generosity of the Mazes. That same day, Professors Jared Olesen and Christine Dove hosted a "green expo" in the courtyard for the benefit of students, faculty and staff. The goal was to promote sustainability and it ended up being a huge success. The Foundation Hall of Fame ceremony was held on April 28 and Dr. Corcoran thanked Vice Chair Melissa Olivero and trustee Dave Mallery for attending. He also thanked officials at L-P High school for allowing the use of Matthiessen Auditorium as a venue for the event. Fran Brolley, Donna Swiskoski, Jenna Stinson, Sue Monroe, Rosie Lynch and Vince Brolley have a knack for making this program better each year. The ICCTA's annual Lobby Day activity was held on May 2 and Dr. Corcoran appreciated trustee Dave Mallery's attendance at the program. Mr. Mallery and Dr. Corcoran had productive meetings with Senators Rezin and Bivins as well as Representatives Mautino, Pritchard, Moffit, Roth and Sommer. The three top issues that ICCTA officials asked be the focus for discussion were pension reform, next fiscal year's budget, and insurance for community college retirees. Dr. Corcoran believes these legislators always have the best interests of IVCC in mind when considering proposed legislation. The Sigma Kappa Delta English Honor Society induction ceremony hosted by Professors Kim Radek, Delores Robinson and Adam Oldaker on May 4 was an excellent event. Along with a large number of students being inducted into Mu Alpha Chapter, it was also the chance for the College to recognize student Virginia Campbell for the national award she earned for her essay entitled "From Amleth to Hamlet: Just Move the H?" Last week, Professor Jean Batson-Turner orchestrated the Tau Upsilon Alpha National Organization for Human Services Honor Society induction ceremony and had a great turnout of students and service learning partners in attendance. Last Friday, Chris Herman, Cynthia Cardosi, Diane Scoma, and Teresa Bowen presented a terrific end-of-the-year recognition reception for 160 Project Success students. This was the first time that the ceremony

was held on campus and ended up being a wonderful night for everyone, especially the students. Dr. Corcoran noted the Project Success staff really does a great job and he is very proud of them. A major announcement will be made at 2 p.m. on Monday, June 4 regarding a United States Department of Agriculture Rural Business Grant in the amount of \$99,000 to the college as part of the \$2.1 million capital campaign. Stay tuned for details to follow regarding this accomplishment and the excellent work that has once again been done on the College's behalf by Reed Wilson, Sue Isermann and Cheryl Roelfsema.

COMMITTEE REPORTS

None.

TENNIS PROGRAM – ELIMINATION OF TUITION WAIVERS AND COACHING SALARIES

It was moved by Dr. Huffman and seconded by Dr. Driscoll to approve the elimination of tuition waivers and coaching salaries for Men's Tennis and Women's Tennis programs at the end of the spring 2012 semester and terminate the employment of Head Men's Tennis Coach Lukas Burkon and Head Women's Tennis coach Bonnie Petersen, effective May 18, 2012. Motion passed by voice vote.

STAFF APPOINTMENT – MS. BONNIE BENNETT-CAMPBELL, DEAN OF HEALTH PROFESSIONS AND INTERIM DIRECTOR OF NURSING PROGRAMS

It was moved by Mr. Mallery and seconded by Dr. Driscoll to approve the appointment of Ms. Bonnie Bennett-Campbell to the position of Dean of Health Professions with an annualized salary of \$70,500, effective June 1, 2012. Motion passed by voice vote.

It was moved by Dr. Huffman and seconded by Dr. Driscoll to approve the appointment of Ms. Bonnie Bennett-Campbell to the position of Interim Director of Nursing Programs with an annualized compensation of \$12,000, effective June 1, 2012. Motion passed by voice vote.

TRUSTEE COMMENT

Dr. Driscoll attended the AQIP Strategy Forum with Sandy Beard, Cheryl Roelfsema, Lori Scroggs, Keith King, Linda Hanley, Tracy Morris, and Jerry Corcoran. He noted AQIP is the College's accreditation process and is based on continuous quality improvement. In a structured manner, the team discussed opportunities for improvement. IVCC's strategic planning process is disconnected from routine short processes. Two action projects were proposed to improve upon this: 1) align all of the IVCC's planning processes into one concerted process and 2) improve IVCC's culture where AQIP becomes a part of the daily process. Dr. Driscoll noted good discussions took place and the team is taking the College in the right direction.

Dr. Huffman attended a LaSalle CARES meeting. This project is in a holding pattern contingent upon a grant from the State for the construction of a pre-school facility.

Mr. Mallery attended Lobby Day and the main topic was pension reform. The House and Senate have passed one of the pension reform bills on retirees paying part of their insurance payments. Mr. Mallery noted that 80 percent pay absolutely nothing. The Governor is expected to sign the bill. Many employees are inquiring about retirement. There is also pension legislation where the

retiree cannot come back and work for the entity from which they retired. He noted the Board must be vigilant of that and see how it applies to the College's policies.

Dr. Huffman noted he was pleased to see that the athletic director was in agreement that every team should be conducting fundraising. As a follow up he would like to see a status report from Tommy Canale on this. Dr. Huffman was also pleased to see that the tennis program will continue with the changes.

Dr. Huffman congratulated Fran Brolley on all the good news in the newspapers regarding College events and feature stories.

Student Trustee, Britney Burkart, reported that she is a member of the student success committee and is looking forward to serving on the committee. The outgoing and incoming members of the Student Government Association met and discussed goals for next year. Britney will be attending the ICCB Student Leadership Institute in Bloomington May 31 – June 2.

CLOSED SESSION

It was moved by Dr. Driscoll and seconded by Dr. Huffman to convene a closed session at 6:50 p.m. to discuss 1) the appointment, employment, compensation, discipline, performance, or dismissal of specific employees of the public body; 2) pending litigation; and 3) closed session minutes.

Student Advisory Vote: "Aye" – Ms. Burkart. Roll Call Vote: "Ayes" – Dr. Driscoll, Dr. Huffman, Mr. Mallery, and Ms. Olivero. "Nays" – None, motion carried.

After a short break, the Board entered closed session at 6:55 p.m. On a motion by Dr. Huffman and seconded by Dr. Driscoll the regular meeting resumed at 7:53 p.m. Motion passed by voice vote.

OTHER

It was moved by Dr. Huffman and seconded by Dr. Driscoll to approve and retain the closed session minutes of the March 20, 2012 meeting, as amended. Motion passed by voice vote.

It was moved by Dr. Driscoll and seconded by Dr. Huffman to approve and retain the closed session minutes of the April 17, 2012 meeting, as presented. Motion passed by voice vote.

INTERIM VICE PRESIDENT FOR LEARNING AND STUDENT DEVELOPMENT APPOINTMENT

It was moved by Dr. Driscoll and seconded by Dr. Huffman to recommend the appointment of Dr. Lori Scroggs as Interim Vice President for Learning and Student Development with an annualized salary of \$117,000, effective May 21, 2012. The motion passed with Mr. Mallery voting nay. Mr. Mallery noted that while he supported the employee recommendation, his concern was the compensation level, which was a substantial increase. He believes it is time for the administrators to set the example for the rest of the campus.

ADDITIONAL COMPENSATION FOR INTERIM RESPONSIBILITIES – VICE PRESIDENT FOR BUSINESS SERVICES AND FINANCE

It was moved by Dr. Huffman and seconded by Dr. Driscoll to recommend additional compensation for interim responsibilities for Cheryl Roelfsema, Vice President for Business Services and Finance, with an annualized salary of \$117,000, effective May 21, 2012. The motion passed with Mr. Mallery voting nay. Mr. Mallery noted again that while he supported the employee recommendation, his concern was the compensation level which was a substantial increase. He believes it is time for the administrators to set the example for the rest of the campus.

ADJOURNMENT

Ms. Olivero declared the meeting adjourned at 7:58 p.m.

Dennis N. Thompson, Board Chair

Leslie-Anne Englehaupt, Secretary

ILLINOIS VALLEY COMMUNITY COLLEGE
Board of Trustees

Audit/Finance Committee Meeting
June 5, 2012

The Audit/Finance Committee of the Board of Trustees of Illinois Valley Community College District No. 513 met at 6 p.m. on Tuesday, June 5, 2012 in the Board Room (C307) at Illinois Valley Community College.

Committee Members Larry D. Huffman, Chair
Physically Present: Michael C. Driscoll

Committee Members Absent: Melissa M. Olivero

Other Board Members
Physically Present: Britney Burkart, Student Trustee

Others Physically Present: Jerry Corcoran, President
Cheryl Roelfsema, Vice President for Business Services
and Finance
Patrick Berry, Controller

The meeting was called to order at 6 p.m. by Dr. Huffman.

BID RESULTS – ASBESTOS ABATEMENT – EAST CAMPUS

The apparent low bidder for asbestos abatement on the East campus project is Midwest Service Group of Schererville, Indiana at \$79,885. The Capital Development Board (CDB) has not yet determined if this is a valid bid due to some issues in the contracts department. Dr. Driscoll made the motion to recommend to the full Board to give approval to CDB to award the project to the lowest bid and if it is determined that this is not a valid bid, CDB would award the project to the next lowest bid by Midway Contracting Group from Tinley Park at \$83,000. Dr. Huffman seconded the motion and the motion passed by voice vote.

BID RESULTS – PHASE 2 OF THE COMMUNITY INSTRUCTIONAL CENTER PROJECT

Dr. Driscoll had requested clarifying information on the overage on Phase I and now Phase 2 bids. With the contingency lowered from ten percent to five percent, the project looks like it will end with a significant contingency balance assuming the project continues in the right direction. Dr. Driscoll was concerned with the four alternates proposed. In light of the economy and in light of the compression of revenues, the CTC costs need to be watched extremely close. When there are variances that start to become significant, in excess of \$1 million, Dr. Driscoll was concerned with approving all four alternates with the revenue stream shrinking. Mr. Steve Halm noted the list of four alternates were all in the original scope of the project. Currently, Phase I contingency has a total of .05 percent in total change orders or approximately \$11,000 which is very low on a project of this size. He noted if the fourth alternate, columns to the east campus

building, was not included in Phase 2 it would be a very plain building. If the Board was to change their mind and include the columns at a later date, the cost would be much higher. Mr. Halm stressed the point that IVCC needs to try to use all the money the State has available for this project, or the money will be returned to the State. The bottom line has to come as close to zero as possible. There is \$1 million available in the project for moveable equipment. The College could use this money for construction purposes and use fund balances or capital campaign unrestricted funds to purchase the moveable equipment needed. If the \$1 million is not used for moveable equipment, it would be used for Phase III. Currently the project is over budget by \$2,222,109. If the \$1 million for moveable equipment is used for construction, along with unused contingency, deletion of Building E elevator, and elimination of the columns on the East campus building, the project would be close to a balanced budget. Dr. Driscoll made the motion, seconded by Dr. Huffman to recommend to the full Board the approval of the Vissering Construction bid as the general contractor and the CDB approved low bids of the prime contractors for Phase 2 of the Community Instructional Center Project for the base bid and alternates #1, #4, and #3 (#1 – Maintenance Building, #4 – Addition to Maintenance Building to double the size, and #3 – Paving of the Service Drive) excluding alternate #2 (Entry towers) totaling \$4,720,264. Motion passed by voice vote.

FY2013 BUDGET UPDATE

Cheryl Roelfsema reported on the Fiscal Year 2012 budget. Given the most current information, FY 2012 will likely be \$1 million under budget in revenues. The CPPRT will be under budget by \$400,000 due to overestimating the budget, but there will be \$100,000 over budget due to more non-correctional credit hours in the calculation of state base operating grants. Tuition and fees will be \$600,000 below budget. Credit hours are 6.5 percent less than FY 2011 and 4.5 percent below budget. This decrease in credit hours accounts for approximately \$400,000 of budget variance. Truck driver training and mini-course tuition will be \$200,000 below budget. Public service revenues will be at least \$100,000 below budget due to decreases in truck driver training with Sauk Valley and Waubensee, business seminars, the IBEW contract, and building rentals. Cheryl noted the response by the administration to lower revenues was dramatic and effective. Expenditures were reduced in several areas and current projections show that the budget can avoid a deficit. The largest reductions came from salaries and benefits (\$400,000), materials and supplies (\$200,000), and travel and capital (\$100,000 each).

Patrick Berry reviewed the Fiscal Year 2013 budget. Revenues for FY 2013 are projected to be \$100,000 less than the FY 12 projections. Property taxes will be down \$100,000, or 1.1 percent, because of a decline in EAV. The current house bill SB2443 has the most aggressive proposed cuts to the community college system. The FY 2013 budget accounts for a decrease in revenues of \$100,000 from this bill. There was a change in the FY13 unit cost formula that will generate an additional \$200,000, or 10 percent, for the IVCC base operating grant. The additional revenue generated by the \$8.25 tuition increase will be offset by a reduction in credit hours. Current FY13 summer and fall registrations indicate that credit hours may be down by as much as 10 percent from FY12 actual credit hours. The FY 13 budget will have \$100,000 less in tuition revenue. Salaries are down by \$250,000, which includes a reduction of nine full-time equivalent positions and the following raises: faculty – 3.15 percent per the negotiated labor agreement; service employees – 2.5 percent per the negotiated labor agreement; support staff – 3 percent; and administrators – 2.5 percent. Utilities are up \$100,000 and the contingency for

FY13 has been lowered from \$200,000 to \$100,000. Scholarships are up \$50,000 due to the potential discontinuation of the veteran's grant funding of \$100,000 offset by lower enrollments. Dr. Huffman thanked Cheryl and Patrick for the updates of the current budget and the projected budget for next year.

FY13 TECHNOLOGY EXPENDITURES

The FY 12 Information Technology Progress Report was available to committee members for review. Cost cutting features of FY12 included a special purchase of older model personal computers, donation of 70 laptops and 80 desktop computers from State Farm, a significant reduction of student printing due to the installation of the print management system, and an annual savings on the Basic Computer Skills Inventory instrument. Emily Vescogni and Harold Barnes reviewed the proposed projects for FY 13. The projects included the Virtual Desktop Initiative (\$69,750), Colleague Migration (\$335,474), and Penetration Testing (\$30,000). The Virtual Desktop Initiative is a multi-year project which replaces end-of-life computers with thin client technologies and streamlines the preparation of computers for deployment and upgrades and reduces e-waste. The benefits of this initiative are centralization of maintenance, students can access anywhere on campus, employees can access from home or on the road, improved software license management and utilization, and it extends the use of older computers. Migration of the Colleague administrative system from an AIX/Unidata platform to a Windows/SWL Server environment will allow the College to use less expensive virtualized servers, move to the Microsoft SQL Server database for more effective reporting, provide redundancy with automatic failover, and lower maintenance costs. The Penetration Testing will provide technical assessment of the security of IVCC information systems. The network security will be evaluated by simulating an attack from malicious outsiders and insiders. The IT department plans to conduct testing biannually. Dr. Huffman was impressed with what the IT department has done to cut costs by looking at a different plan based on the budget. He commended them for providing a good information technology environment for the faculty and staff.

UNITED STATES ECONOMIC DEVELOPMENT ADMINISTRATION GRANT

The Community Technology Center (CTC) Capital Campaign has the opportunity to obtain much of the equipment needed for the CTC through the filing of a grant application with the U.S. Economic Development Administration (EDA) in the amount of \$1,572,000. The grant has a fifty percent match requirement. The unrestricted funds raised thus far through the CTC Capital Campaign could provide the potential IVCC match of \$786,000 and allow the College to leverage these funds to receive additional money for more equipment. There was consensus among the committee members to recommend approval of the Resolution of Support and Commitment of Funds to file a grant application with the U.S. Economic Development Administration in the amount of \$1,572,000.

ADJOURNMENT

Dr. Huffman declared the meeting adjourned at 6:57 p.m.

Larry D. Huffman
Audit/Finance Committee Chair

Dennis N. Thompson, Board Chair

Leslie-Anne Englehaupt, Board Secretary

ILLINOIS VALLEY COMMUNITY COLLEGE
Board of Trustees

Minutes of Regular Meeting
June 5, 2012

The Board of Trustees of Illinois Valley Community College District No. 513 convened a special session at 7 p.m. on Tuesday, June 5, 2012 in the Board Room (C307) at Illinois Valley Community College.

Members Physically Present: Dennis N. Thompson, Chair
Michael C. Driscoll
Larry D. Huffman
David O. Mallery
James A. Narzewski
Britney Burkart, Student Trustee

Members Absent: Melissa M. Olivero, Vice Chair
Leslie-Anne Englehaupt, Secretary

Others Physically Present: Jerry Corcoran, President
Cheryl Roelfsema, Vice President for Business Services and Finance

BID RESULTS – ASBESTOS ABATEMENT – EAST CAMPUS

It was moved by Dr. Huffman and seconded by Dr. Driscoll to give CDB the approval to award the bid of \$79,885 by Midwest Service Group of Schererville, Indiana for Asbestos Abatement on the East Campus, as presented; but if it is determined that this is not a valid bid, CDB would award the project to the next lowest bid of \$83,000 by Midway Contracting Group from Tinley Park. Motion passed by voice vote.

BID RESULTS – PHASE 2 OF THE COMMUNITY INSTRUCTIONAL CENTER PROJECT

It was moved by Dr. Huffman and seconded by Dr. Driscoll to approve the bid of Vissering Construction as the general contractor and the CDB approved low bids of the prime contractors for Phase 2 of the Community Instructional Center Project for the base bid and alternates #1, #4, and #3 totaling \$4,720,264. The alternates include the Maintenance Building, the addition to the Maintenance Building to double the size, and paving of the service drive. The entry towers were excluded from the motion. The question was raised as to why the College needs to double the size of the Maintenance Building. From Mr. Thompson's perspective, the amount of workable space would be even smaller than the current building and this has been a concern of the facilities department for some time. Other spaces on the campus have been looked at as possibilities, but Mr. Thompson agreed with doubling the size for more workable and serviceable space similar to what is in the current building. Mr. Mallery disagreed. He stated the Board has

talked in length on various committees regarding the size of the Maintenance Building. He has heard that the facilities department would have to move equipment out of the building in order to work on other equipment. He believes it is more prudent to use the original size even if it means a little inconvenience shuttling equipment back and forth. Mr. Mallery also had a financial concern that if the College uses all the contingencies for Phases 1 and 2, there will be only \$300,000 left for Phase 3. That includes using \$1 million for moveable equipment and he looks at the budget for the project as being \$700,000 in the hole. He did not agree with doubling the size of the Maintenance Building. Motion passed by voice vote with Mr. Mallery voting "nay."

FY13 INFORMATION TECHNOLOGY STRATEGIC PLAN

It was moved by Dr. Huffman and seconded by Mr. Narzewski to approve the Information Technology Strategic Plan for FY13 and the recommended equipment and software purchases required to carry out the plan. Purchases to be made according to approved purchasing practices, contingent on the inclusion in and the adoption of the FY13 budget. Mr. Narzewski questioned how many used desktop and laptop computers were donated to the College by State Farm. The idea of used equipment for a college bothered him. Harold Barnes noted that with the Virtual Desktop Initiative system the old computers work as good as new. It was also noted that some of the laptops will go to the PC repair class. Dr. Corcoran stated this is the first time the College has accepted computer donations; the College usually donates old equipment. He is very excited about the new building and the new equipment and couldn't be more proud of Harold Barnes and Emily Vescogni managing the technology. The feedback from the students regarding IVCC's technology has been very positive. Motion passed by voice vote.

ECONOMIC DEVELOPMENT ADMINISTRATION (EDA) GRANT

It was moved by Dr. Huffman and seconded by Dr. Driscoll to approve the Resolution of Support and Commitment of Funds to file a grant application with the U.S. Economic Development Administration in the amount of \$1,572,000. The grant has a fifty percent match requirement. Dr. Huffman noted this is a chance to leverage unrestricted funds the Foundation has already received through the capital campaign to be used for the match. This match will not be funded from students or taxpayers and this is a good thing. Dr. Corcoran recognized Kevin Lindeman from the North Central Illinois Council of Governments who is working on this grant. Motion passed by voice vote.

SECRETARY PRO-TEM

In the absence of Leslie Englehaupt, Mr. Thompson appointed Dr. Huffman as Secretary Pro-Tem.

ADJOURNMENT

It was moved by Dr. Driscoll, seconded by Ms. Burkart and carried unanimously to adjourn the meeting at 7:20 p.m.

Dennis N. Thompson, Board Chair

Leslie-Anne Englehaupt, Secretary

ILLINOIS VALLEY COMMUNITY COLLEGE
COMMUNITY COLLEGE DISTRICT NO. 513

TREASURER'S REPORT

MAY 2012

Cheryl Roelfsema, CPA
Vice President for Business Services and Finance/Treasurer

Patrick Berry, CPA
Controller

FINANCIAL HIGHLIGHTS – May 2012

Revenues

- As of June 1, the headcount for summer semester 2012 was 1,651, which was 403 students less than at that same point in time last year, excluding Sheridan Correctional Center. Credit hours for summer 2012 were 2,615 less, or a 26.44 percent decline, for a total of 7,275. The headcount for fall semester 2012 is 2,552, which is 55 students less than at the same point in time last year. Credit hours for fall 2012 decreased by 2,726, or 9.34 percent, for a total of 26,451, from this point in time one year ago. A decline in PELL grants for summer semester, less Dislocated Worker Center funding, and fewer high school graduates all contribute to lower enrollments.
- Final equalized assessed valuation (EAV) for the IVCC District has been released by all eight counties. The EAV declined by approximately \$43,714,792 for tax year 2011. This will result in \$110,200 less in tax revenue for the operating funds. The assessment is divided over two fiscal years so the revenue decline for FY2012 will be \$55,100 and the full \$110,200 decrease for FY2013. Putnam County continues to abate taxes for the Putnam Bureau Enterprise Zone; this amounts to \$61,661 less in tax revenue for IVCC.
- The State base operating grant is paid through February. The equalization grant and Adult Education grants are also paid through February. Per the ICCB, it is unlikely we will receive any more base operating grant payments until the lapse period, July through December 2012. The funding of the equalization grant is even more uncertain.

Expenditures

Some of the more significant variances in expenditures for the eleven-month period ending May 31, 2012 include the following:

- Fund 01 – Education Fund – Institutional Support – Contractual Services – includes annual software maintenance renewal and consulting with Datatel for \$189,531, IBM hardware support for \$16,856, other software renewals for \$37,594, and legal fees of \$174,882;
- Fund 01 – Education Fund – Scholarships, Grants and Waivers – along with institutional waivers, this line item also includes \$5,862 in waivers for senior citizens, \$212,875 for dual credit reduced tuition, and tuition chargebacks of \$6,533 from Parkland and \$13,490 from ILCCO;
- Fund 06 – Restricted Purposes Fund – Instruction – Capital Outlay – Grant equipment purchases – SBA Earmark Grant (\$123,818); USDA Rural Development Grant (\$99,000); and Perkins Grant (\$37,219);

- Fund 06 – Restricted Purposes Fund – Public Service – Salaries and Employee Benefits – personnel costs for Small Business Development and Dislocated Workers Center are running over budget, but both programs are reimbursed with grant funds;
- Fund 06 – Restricted Purposes Fund – Public Service – Contractual Services – includes tuition and fees and childcare paid for Dislocated Workers Center clients, to be reimbursed by grant funds;
- Fund 06 – Restricted Purposes Fund – Public Service – Materials and Supplies – Dislocated Workers Center client books and supplies;
- Fund 12 – Liability, Protection, & Settlement Fund – Fixed Charges – includes full annual insurance premiums;
- Fund 03 – Operations and Maintenance Fund (Restricted) – Capital Outlay:

Protection, Health & Safety Projects in progress:

- For the three current PHS projects – Restroom Renovations Phase II, Replace Panic Hardware, and Ceiling/ Lighting Replacement – Vanguard Contractors submitted the low bid at \$767,800 for the construction and Bay Remediation submitted the low bid for asbestos removal at \$55,000. A preconstruction meeting was held on June 1, 2012. The Music Room Accessibility project is pending further review—the planned accessibility improvements would hinder the programmatic needs of the room; alternative improvements are being considered.
- Other Projects:
 - Community Instructional Center Project Phase 1 – progress continues on schedule. A tentative schedule for the CTC project follows:
 - Geothermal drilling - horizontal loop piping starts June 18;
 - Building G - substantial completion - June 12
 - CTC - steel erection is underway; precast installation will start approximately August 9;
 - Community Instructional Center Project Phase 2 – bids for asbestos abatement, trade contracts, and the general contractor are awaiting approval from the Capital Development Board.
 - Slope Erosion Project – retaining wall is complete and downspouts installed; concrete pavement and sidewalls were poured on June 4.

Illinois Valley Community College District No. 513
 Combined Balance Sheet
 All Fund Types and Account Groups
 May 31, 2012

| | Governmental Fund Types | | | Proprietary Fund Types | Fiduciary Fund Types | Account Groups | | Total (Memorandum Only) |
|--|-------------------------|---------------------|---------------------|---------------------------|------------------------------|----------------------------|------------------------------|-------------------------------|
| | General | Special Revenue | Debt Service | Enterprise | Trust and Agency Funds | General Fixed Assets | General Long-Term Debt | |
| Assets and Other Debits | | | | | | | | |
| Cash and cash equivalents | \$ 2,007,852 | \$ 1,175,941 | \$ 1,268 | \$ 76,446 | \$ 75,799 | \$ - | \$ - | \$ 3,337,306 |
| Investments | 4,934,273 | 17,760,751 | 814,729 | 1,200,000 | - | | | 24,709,753 |
| Receivables | | | | | | | | |
| Property taxes | 8,010,043 | 1,901,661 | 1,269,682 | | | | | 11,181,386 |
| Governmental claims | - | - | | | | | | - |
| Tuition and fees | 2,931,143 | - | | 359 | | | | 2,931,502 |
| Due from other funds | 131,562 | - | - | 1,261,005 | - | - | - | 1,392,567 |
| Bookstore inventories | | | | 562,878 | | | | 562,878 |
| Other assets | 61,492 | - | - | 9,655 | - | - | | 71,147 |
| Fixed assets - net where applicable | | | | 31,764 | | 64,121,967 | | 64,153,731 |
| Other debits | | | | | | | | |
| Amount available in Debt Service Fund | | | | | | | 2,085,679 | 2,085,679 |
| Amount to be provided to retire debt | | | | | | | 4,120,532 | 4,120,532 |
| Total Assets and Other Debits | <u>\$18,076,365</u> | <u>\$20,838,353</u> | <u>\$ 2,085,679</u> | <u>\$ 3,142,107</u> | <u>\$ 75,799</u> | <u>\$64,121,967</u> | <u>\$ 6,206,211</u> | <u>\$ 114,546,481</u> |

Illinois Valley Community College District No. 513
 Combined Balance Sheet
 All Fund Types and Account Groups
 May 31, 2012

| | Governmental Fund Types | | | Proprietary Fund Types | Fiduciary Fund Types | Account Groups | | Total (Memorandum Only) |
|--|-------------------------|---------------------|---------------------|---------------------------|------------------------------|----------------------------|------------------------------|-------------------------------|
| | General | Special Revenue | Debt Service | Enterprise | Trust and Agency Funds | General Fixed Assets | General Long-Term Debt | |
| Liabilities | | | | | | | | |
| Accounts payable | \$ 62,391 | \$ 15,869 | \$ - | \$ 18,776 | \$ - | \$ - | \$ - | \$ 97,036 |
| Accrued salaries & benefits | 1,243,144 | 24,746 | | 27,618 | - | | | 1,295,508 |
| Post-retirement benefits & other | 112,054 | 46,818 | | - | - | | | 158,872 |
| Unclaimed property | 1,759 | 401 | | | 41 | | | 2,201 |
| Due to other funds | 1,336,400 | 5,639 | - | - | 50,528 | - | - | 1,392,567 |
| Due to student groups/deposits | 7,125 | | | | 25,230 | | | 32,355 |
| Deferred revenue | | | | | | | | - |
| Property taxes | 4,006,220 | 951,112 | 635,030 | | | | | 5,592,362 |
| Tuition and fees | 3,386,614 | - | | | | | | 3,386,614 |
| Grants | - | - | | | | | | - |
| Bonds payable | | | | | | | 6,206,211 | 6,206,211 |
| Total liabilities | <u>10,155,707</u> | <u>1,044,585</u> | <u>635,030</u> | <u>46,394</u> | <u>75,799</u> | <u>-</u> | <u>6,206,211</u> | <u>18,163,726</u> |
| Equity and Other Credits | | | | | | | | |
| Investment in general fixed assets | | | | | | 64,121,967 | | 64,121,967 |
| Contributed capital | | | | | | | | - |
| Retained earnings | | | | 3,095,713 | | | | 3,095,713 |
| Fund balance | | | | | | | | - |
| Reserved for grant purposes | | (382,848) | | | | | | (382,848) |
| Reserved for building purposes | | 10,548,626 | | | | | | 10,548,626 |
| Reserved for debt service | | | 1,450,649 | | | | | 1,450,649 |
| Reserved for Liab., Prot., Settl. | | 4,959,439 | | | | | | 4,959,439 |
| Unreserved | <u>7,920,658</u> | <u>4,668,551</u> | | | | | | <u>12,589,209</u> |
| Total equity and other credits | <u>7,920,658</u> | <u>19,793,768</u> | <u>1,450,649</u> | <u>3,095,713</u> | <u>-</u> | <u>64,121,967</u> | <u>-</u> | <u>96,382,755</u> |
| Total Liabilities, Equity and Other Credits | <u>\$18,076,365</u> | <u>\$20,838,353</u> | <u>\$ 2,085,679</u> | <u>\$ 3,142,107</u> | <u>\$ 75,799</u> | <u>\$64,121,967</u> | <u>\$ 6,206,211</u> | <u>\$ 114,546,481</u> |

Student accounts receivable are adjusted on a monthly basis. However, taxes receivable and inventories are only adjusted at fiscal year end.

Illinois Valley Community College District No. 513
 Summary of Fiscal Year 2012 Revenues & Expenditures by Fund
 Eleven Months Ended May 31, 2012

| | Education Fund | Operations & Maintenance Fund | Operations & Maintenance Fund (Restricted) | Bond & Interest Fund | Working Cash Fund | Auxiliary Enterprises Fund | Restricted Purposes Fund | Liability Protection & Settlement Fund | Audit Fund | Total (Memorandum Only) |
|---|---------------------|-------------------------------|--|----------------------|---------------------|----------------------------|--------------------------|--|------------------|-------------------------|
| Actual Revenues | \$ 17,477,481 | \$ 2,606,379 | \$ 1,702,347 | \$ 1,279,602 | \$ 39,096 | \$ 2,785,972 | \$ 8,188,265 | \$ 305,258 | \$ 34,431 | \$ 34,418,831 |
| Actual Expenditures | (17,415,706) | (1,977,050) | (1,208,141) | (1,265,400) | - | (3,228,560) | (8,713,449) | (790,735) | (32,500) | (34,631,541) |
| Other Financing Sources (Uses) | 40,000 | - | 5,000,000 | - | (40,000) | 61,414 | - | - | - | 5,061,414 |
| Excess (deficit) of Revenues and other financing sources over expenditures and other financing uses | 101,775 | 629,329 | 5,494,206 | 14,202 | (904) | (381,174) | (525,184) | (485,477) | 1,931 | 4,848,704 |
| Fund balances July 1, 2011 | 5,159,998 | 2,029,556 | 5,054,420 | 1,436,447 | 4,639,293 | 3,476,887 | 142,336 | 5,444,916 | 28,231 | 27,412,084 |
| Fund balances May 31, 2012 | <u>\$ 5,261,773</u> | <u>\$ 2,658,885</u> | <u>\$ 10,548,626</u> | <u>\$ 1,450,649</u> | <u>\$ 4,638,389</u> | <u>\$ 3,095,713</u> | <u>\$ (382,848)</u> | <u>\$ 4,959,439</u> | <u>\$ 30,162</u> | <u>\$ 32,260,788</u> |

**Illinois Valley Community College District No. 513
Fiscal Year 2012 Budget to Actual Comparison
Eleven Months Ended May 31, 2012**

| | Annual Budget FY2012 | Actual 5/31/12 | Act/Budget 91.7% | Actual 5/31/11 | Act/Budget FY11 | Annual Budget FY2011 |
|---|-------------------------|----------------------|---------------------|---------------------|--------------------|-------------------------|
| EDUCATION FUND REVENUES | | | | | | |
| Local Government Sources: | | | | | | |
| Current Taxes | \$ 6,671,791 | \$ 6,732,669 | 100.9% | \$ 6,503,054 | 95.9% | \$ 6,778,669 |
| Corporate Personal Property Replacement Tax | 1,190,000 | 804,748 | 67.6% | 938,247 | 110.4% | 850,000 |
| TIF Revenues | 360,000 | 353,291 | 98.1% | 359,873 | 120.0% | 300,000 |
| Total Local Government | 8,221,791 | 7,890,708 | 96.0% | 7,801,174 | 98.4% | 7,928,669 |
| State Government: | | | | | | |
| ICCB Credit Hour Grant | 1,765,157 | 1,234,788 | 70.0% | 1,618,060 | 91.7% | 1,765,165 |
| Equalization | 136,345 | 90,897 | 66.7% | 56,706 | 33.3% | 170,118 |
| Career/Technical Education Formula Grant | 101,121 | 166,552 | 164.7% | 84,570 | 70.5% | 120,000 |
| Dept of Corrections | - | - | 0.0% | - | 0.0% | 31,513 |
| Other | - | - | 0.0% | - | 0.0% | - |
| Total State Government | 2,002,623 | 1,492,237 | 74.5% | 1,759,336 | 84.3% | 2,086,796 |
| Federal Government | | | | | | |
| PELL Administrative Fees | 8,000 | 10,630 | 132.9% | 7,785 | 97.3% | 8,000 |
| ARRA Grant | - | - | 0.0% | - | 0.0% | - |
| Total Federal Government | 8,000 | 10,630 | 132.9% | 7,785 | 97.3% | 8,000 |
| Student Tuition and Fees: | | | | | | |
| Tuition | 6,706,315 | 6,276,450 | 93.6% | 5,803,370 | 98.1% | 5,915,228 |
| Fees | 1,180,439 | 1,026,104 | 86.9% | 1,031,871 | 98.4% | 1,048,468 |
| Total Tuition and Fees | 7,886,754 | 7,302,554 | 92.6% | 6,835,241 | 98.2% | 6,963,696 |
| Other Sources: | | | | | | |
| Investment Revenue | 40,000 | 28,327 | 70.8% | 53,409 | 133.5% | 40,000 |
| Public Service Revenue | 904,812 | 685,483 | 75.8% | 656,732 | 59.7% | 1,099,707 |
| Nongovernmental Gifts | 48,000 | 48,000 | 100.0% | 48,000 | 100.0% | 48,000 |
| Other | 92,894 | 19,542 | 21.0% | 42,690 | 48.4% | 88,202 |
| Total Other Sources | 1,085,706 | 781,352 | 72.0% | 800,831 | 62.8% | 1,275,909 |
| TOTAL EDUCATION FUND REVENUE | 19,204,874 | 17,477,481 | 91.0% | 17,204,367 | 94.2% | 18,263,070 |
| EDUCATION FUND EXPENDITURES | | | | | | |
| Instruction: | | | | | | |
| Salaries | 9,236,909 | 8,438,447 | 91.4% | 7,547,037 | 86.3% | 8,740,223 |
| Employee Benefits | 1,539,288 | 1,523,604 | 99.0% | 1,302,872 | 94.3% | 1,381,825 |
| Contractual Services | 128,150 | 84,575 | 66.0% | 154,962 | 97.7% | 158,595 |
| General Materials & Supplies | 457,723 | 314,765 | 68.8% | 323,439 | 75.0% | 431,112 |
| Conference & Meeting Expenses | 101,811 | 51,666 | 50.7% | 77,192 | 67.3% | 114,743 |
| Fixed Charges | 240,000 | 209,363 | 87.2% | 146,317 | 85.6% | 171,000 |
| Utilities | 1,000 | 943 | 94.3% | 744 | 74.4% | 1,000 |
| Capital Outlay | 23,916 | - | 0.0% | 31,113 | 0.0% | - |
| Other | - | - | 0.0% | - | 0.0% | - |
| Total Instruction | \$ 11,728,797 | \$ 10,623,363 | 90.6% | \$ 9,583,676 | 87.1% | \$ 10,998,498 |

**Illinois Valley Community College District No. 513
Fiscal Year 2012 Budget to Actual Comparison
Eleven Months Ended May 31, 2012**

| EDUCATION FUND EXPENDITURES (continued) | Annual Budget FY2012 | Actual 5/31/12 | Act/Budget 91.7% | Actual 5/31/11 | Act/Budget FY11 | Annual Budget FY2011 |
|--|---------------------------------|---------------------------|-----------------------------|---------------------------|----------------------------|---------------------------------|
| Academic Support: | | | | | | |
| Salaries | \$ 679,854 | \$ 565,147 | 83.1% | \$ 579,965 | 88.7% | \$ 654,144 |
| Employee Benefits | 111,647 | 100,570 | 90.1% | 103,134 | 100.2% | 102,973 |
| Contractual Services | 153,059 | 139,158 | 90.9% | 131,810 | 96.7% | 136,324 |
| General Materials & Supplies | 320,491 | 278,342 | 86.8% | 293,118 | 74.8% | 391,808 |
| Conference & Meeting Expenses | 15,782 | 1,059 | 6.7% | 2,917 | 26.4% | 11,035 |
| Fixed Charges | 4,680 | - | 0.0% | - | 0.0% | 4,680 |
| Utilities | 44,143 | 22,597 | 51.2% | 50,641 | 109.7% | 46,148 |
| Capital Outlay | 19,750 | 10,445 | 52.9% | 25,429 | 0.0% | - |
| Other | - | - | 0.0% | - | 0.0% | - |
| Total Academic Support | <u>1,349,406</u> | <u>1,117,318</u> | <u>82.8%</u> | <u>1,187,014</u> | <u>88.1%</u> | <u>1,347,112</u> |
| Student Services: | | | | | | |
| Salaries | 1,113,536 | 1,063,633 | 95.5% | 1,033,045 | 93.4% | 1,106,619 |
| Employee Benefits | 275,791 | 265,394 | 96.2% | 240,442 | 100.1% | 240,204 |
| Contractual Services | 6,885 | 4,912 | 71.3% | 2,445 | 13.5% | 18,150 |
| General Materials & Supplies | 58,567 | 46,542 | 79.5% | 57,612 | 103.9% | 55,475 |
| Conference & Meeting Expenses | 21,550 | 9,245 | 42.9% | 9,896 | 37.2% | 26,600 |
| Fixed Charges | - | - | 0.0% | - | 0.0% | - |
| Capital Outlay | - | - | 0.0% | - | 0.0% | - |
| Other | - | - | 0.0% | - | 0.0% | - |
| Total Student Services | <u>1,476,329</u> | <u>1,389,726</u> | <u>94.1%</u> | <u>1,343,440</u> | <u>92.8%</u> | <u>1,447,048</u> |
| Public Services/Continuing Education: | | | | | | |
| Salaries | 349,346 | 327,897 | 93.9% | 314,157 | 86.7% | 362,361 |
| Employee Benefits | 35,766 | 36,969 | 103.4% | 33,069 | 99.7% | 33,156 |
| Contractual Services | 358,700 | 250,714 | 69.9% | 291,630 | 124.4% | 234,500 |
| General Materials & Supplies | 130,100 | 57,689 | 44.3% | 75,503 | 37.7% | 200,350 |
| Conference & Meeting Expenses | 8,300 | 7,094 | 85.5% | 8,488 | 78.1% | 10,865 |
| Fixed Charges | - | - | 0.0% | - | 0.0% | - |
| Utilities | - | - | 0.0% | - | 0.0% | - |
| Capital Outlay | - | - | 0.0% | - | 0.0% | - |
| Other | 250 | - | 0.0% | - | 0.0% | 250 |
| Total Public Services/Continuing Education | <u>882,462</u> | <u>680,363</u> | <u>77.1%</u> | <u>722,847</u> | <u>85.9%</u> | <u>841,482</u> |
| Institutional Support: | | | | | | |
| Salaries | 1,914,461 | 1,718,645 | 89.8% | 1,636,676 | 88.9% | 1,840,630 |
| Employee Benefits | 494,372 | 465,192 | 94.1% | 420,135 | 88.3% | 475,844 |
| Contractual Services | 401,651 | 476,400 | 118.6% | 383,729 | 102.4% | 374,590 |
| General Materials & Supplies | 421,070 | 363,696 | 86.4% | 368,281 | 76.0% | 484,722 |
| Conference & Meeting Expenses | 75,720 | 47,707 | 63.0% | 43,504 | 51.2% | 84,970 |
| Fixed Charges | 24,000 | 34,360 | 143.2% | 26,769 | 71.4% | 37,500 |
| Utilities | 15,956 | 13,499 | 84.6% | 19,163 | 124.0% | 15,458 |
| Capital Outlay | 38,650 | 12,763 | 33.0% | 11,767 | 41.4% | 28,416 |
| Other | - | 977 | 0.0% | (2,128) | 125.2% | (1,700) |
| Total Institutional Support | <u>3,385,880</u> | <u>3,133,239</u> | <u>92.5%</u> | <u>2,907,896</u> | <u>87.1%</u> | <u>3,340,430</u> |
| Scholarships, Grants and Waivers | 422,000 | 471,697 | 111.8% | 376,713 | 108.1% | 348,500 |
| TOTAL EDUCATION FUND EXPENDITURES | <u>\$ 19,244,874</u> | <u>\$ 17,415,706</u> | <u>90.5%</u> | <u>\$ 16,121,586</u> | <u>88.0%</u> | <u>\$ 18,323,070</u> |
| INTERFUND TRANSFERS - NET | <u>\$ 40,000</u> | <u>\$ 40,000</u> | <u>100.0%</u> | <u>\$ (3,226)</u> | <u>0.0%</u> | <u>\$ (340,000)</u> |

**Illinois Valley Community College District No. 513
Fiscal Year 2012 Budget to Actual Comparison
Eleven Months Ended May 31, 2012**

| OPERATIONS & MAINTENANCE FUND REVENUES | Annual Budget FY2012 | Actual 5/31/12 | Act/Budget 91.7% | Actual 5/31/11 | Act/Budget FY11 | Annual Budget FY2011 |
|---|---------------------------------|---------------------------|-----------------------------|---------------------------|----------------------------|---------------------------------|
| Local Government Sources: | | | | | | |
| Current Taxes | \$ 1,260,330 | \$ 1,273,070 | 101.0% | \$ 1,230,893 | 96.1% | \$ 1,281,479 |
| Corporate Personal Property Replacement Tax | 210,000 | 142,014 | 67.6% | 165,573 | 110.4% | 150,000 |
| TIF | 116,885 | 117,077 | 100.2% | 119,958 | 120.0% | 100,000 |
| Total Local Government | <u>1,587,215</u> | <u>1,532,161</u> | <u>96.5%</u> | <u>1,516,424</u> | <u>99.0%</u> | <u>1,531,479</u> |
| State Government: | | | | | | |
| ICCB Credit Hour Grant | 311,498 | 217,904 | 70.0% | 285,540 | 91.7% | 311,498 |
| Total State Government | <u>311,498</u> | <u>217,904</u> | <u>70.0%</u> | <u>285,540</u> | <u>91.7%</u> | <u>311,498</u> |
| Student Tuition and Fees: | | | | | | |
| Tuition | 743,178 | 725,893 | 97.7% | 931,031 | 100.2% | 929,274 |
| Total Tuition and Fees | <u>743,178</u> | <u>725,893</u> | <u>97.7%</u> | <u>931,031</u> | <u>100.2%</u> | <u>929,274</u> |
| Other Sources: | | | | | | |
| Facilities Revenue | 187,000 | 107,054 | 57.2% | 114,418 | 96.1% | 119,000 |
| Investment Revenue | 5,000 | 13,287 | 265.7% | 6,580 | 131.6% | 5,000 |
| Non-Governmental Gifts & Grants | - | - | 0.0% | 260 | 0.0% | - |
| Other | - | 10,080 | 0.0% | 15,280 | 0.0% | - |
| Total Other Sources | <u>192,000</u> | <u>130,421</u> | <u>67.9%</u> | <u>136,538</u> | <u>110.1%</u> | <u>124,000</u> |
| TOTAL OPERATIONS & MAINTENANCE FUND REVENUES | <u>\$ 2,833,891</u> | <u>\$ 2,606,379</u> | <u>92.0%</u> | <u>\$ 2,869,533</u> | <u>99.1%</u> | <u>\$ 2,896,251</u> |

| OPERATIONS & MAINTENANCE FUND | Annual Budget FY2012 | Actual 05/31/12 | Act/Budget 91.7% | Actual 05/31/11 | Act/Budget FY11 | Annual Budget FY2011 |
|---|---------------------------------|----------------------------|-----------------------------|----------------------------|----------------------------|---------------------------------|
| Operations & Maintenance of Plant: | | | | | | |
| Salaries | \$ 862,900 | \$ 759,320 | 88.0% | \$ 702,676 | 86.3% | \$ 813,862 |
| Employee Benefits | 218,101 | 195,638 | 89.7% | 185,053 | 93.5% | 197,843 |
| Contractual Services | 183,700 | 156,761 | 85.3% | 129,880 | 81.4% | 159,592 |
| General Materials & Supplies | 250,976 | 192,468 | 76.7% | 310,192 | 83.3% | 372,200 |
| Conference & Meeting Expenses | 6,000 | 794 | 13.2% | 326 | 5.4% | 6,000 |
| Fixed Charges | 40,000 | 42,669 | 106.7% | 41,905 | 537.2% | 7,800 |
| Utilities | 819,410 | 558,120 | 68.1% | 584,448 | 64.8% | 902,150 |
| Capital Outlay | 167,900 | 45,975 | 27.4% | 136,457 | 87.2% | 156,500 |
| Facility Charges to Other Funds | - | (63,000) | 0.0% | (63,000) | 0.0% | - |
| Provision for Contingency | 200,000 | - | 0.0% | - | 0.0% | 200,000 |
| Total Operations & Maintenance of Plant | <u>2,748,987</u> | <u>1,888,745</u> | <u>68.7%</u> | <u>2,027,937</u> | <u>72.0%</u> | <u>2,815,947</u> |
| Institutional Support: | | | | | | |
| Salaries | 56,007 | 51,583 | 92.1% | 47,899 | 89.1% | 53,754 |
| Employee Benefits | 8,497 | 8,652 | 101.8% | 8,175 | 102.8% | 7,950 |
| Contractual Services | 2,500 | 2,395 | 95.8% | 2,395 | 239.5% | 1,000 |
| General Materials & Supplies | 4,900 | 4,960 | 101.2% | 1,967 | 42.8% | 4,600 |
| Conference & Meeting Expenses | - | - | 0.0% | - | 0.0% | - |
| Fixed Charges | 13,000 | 4,055 | 31.2% | 3,379 | 26.0% | 13,000 |
| Capital Outlay | - | 16,660 | 0.0% | - | 0.0% | - |
| Other | - | - | 0.0% | - | 0.0% | - |
| Total Institutional Support | <u>84,904</u> | <u>88,305</u> | <u>104.0%</u> | <u>63,815</u> | <u>79.5%</u> | <u>80,304</u> |
| TOTAL OPERATIONS & MAINTENANCE FUND EXPENDITURES | <u>\$ 2,833,891</u> | <u>\$ 1,977,050</u> | <u>69.8%</u> | <u>\$ 2,091,752</u> | <u>72.2%</u> | <u>\$ 2,896,251</u> |

**Illinois Valley Community College District No. 513
Fiscal Year 2012 Budget to Actual Comparison
Eleven Months Ended May 31, 2012**

| | <u>Annual Budget FY2012</u> | <u>Actual 5/31/12</u> | <u>Act/Budget 91.7%</u> | <u>Actual 5/31/11</u> | <u>Act/Budget FY11</u> | <u>Annual Budget FY2011</u> |
|--|---------------------------------|---------------------------|-----------------------------|---------------------------|----------------------------|---------------------------------|
| OPERATIONS & MAINTENANCE FUND (RESTRICTED) | | | | | | |
| Local Government Sources | | | | | | |
| Current Taxes | \$ 1,537,220 | \$ 1,591,108 | 103.5% | \$ 1,519,483 | 95.6% | \$ 1,589,936 |
| State Government Sources | - | - | 0.0% | 5,999 | 0.0% | - |
| Investment Revenue | 50,000 | 111,239 | 222.5% | 42,107 | 76.6% | 55,000 |
| TOTAL OPERATIONS & MAINTENANCE FUND (RESTRICTED) REVENUES | <u>1,587,220</u> | <u>1,702,347</u> | <u>107.3%</u> | <u>1,567,589</u> | <u>95.3%</u> | <u>1,644,936</u> |
| OPERATIONS & MAINTENANCE FUND (RESTRICTED) | | | | | | |
| Operations & Maintenance | | | | | | |
| Contractual Services | - | - | 0.0% | - | 0.0% | - |
| Fixed Charges | - | 27,083 | 0.0% | - | 0.0% | - |
| Capital Outlay | 6,587,220 | 1,181,058 | 17.9% | 2,093,997 | 129.5% | 1,617,500 |
| TOTAL OPERATIONS & MAINTENANCE FUND (RESTRICTED) EXPENDITURES | <u>6,587,220</u> | <u>1,208,141</u> | <u>18.3%</u> | <u>2,093,997</u> | <u>129.5%</u> | <u>1,617,500</u> |
| Other Financing Source - Bond Issuance | 5,000,000 | 5,000,000 | 100.0% | - | 0.0% | - |
| Transfer In (Out) | \$ - | \$ - | 0.0% | \$ - | 0.0% | \$ 400,000 |

Fiscal Year 2012 Budget to Actual Comparison

| | <u>Annual Budget FY2012</u> | <u>Actual 5/31/12</u> | <u>Act/Budget 91.7%</u> | <u>Actual 5/31/11</u> | <u>Act/Budget FY11</u> | <u>Annual Budget FY2011</u> |
|--|---------------------------------|---------------------------|-----------------------------|---------------------------|----------------------------|---------------------------------|
| BOND & INTEREST FUND | | | | | | |
| Local Government Sources | | | | | | |
| Current Taxes | \$ 1,265,000 | \$ 1,269,314 | 100.3% | \$ 1,216,938 | 96.2% | \$ 1,265,000 |
| Investment Revenue | 5,000 | 10,288 | 205.8% | 8,695 | 173.9% | 5,000 |
| TOTAL BOND & INTEREST FUND REVENUES | <u>1,270,000</u> | <u>1,279,602</u> | <u>100.8%</u> | <u>1,225,633</u> | <u>96.5%</u> | <u>1,270,000</u> |
| BOND & INTEREST FUND | | | | | | |
| Institutional Support: | | | | | | |
| Debt Principal Retirement | 1,265,000 | 1,265,000 | 100.0% | 1,265,000 | 100.0% | 1,265,000 |
| Interest on Bonds | - | - | 0.0% | - | 0.0% | - |
| Fees | 400 | 400 | 100.0% | 400 | 100.0% | 400 |
| TOTAL BOND & INTEREST EXPENDITURES | <u>\$ 1,265,400</u> | <u>\$ 1,265,400</u> | <u>100.0%</u> | <u>\$ 1,265,400</u> | <u>100.0%</u> | <u>\$ 1,265,400</u> |

Fiscal Year 2012 Budget to Actual Comparison

| | <u>Annual Budget FY2012</u> | <u>Actual 5/31/12</u> | <u>Act/Budget 91.7%</u> | <u>Actual 5/31/11</u> | <u>Act/Budget FY11</u> | <u>Annual Budget FY2011</u> |
|------------------------------------|---------------------------------|---------------------------|-----------------------------|---------------------------|----------------------------|---------------------------------|
| WORKING CASH FUND | | | | | | |
| Investment Revenue | \$ 40,000 | \$ 39,096 | 97.7% | \$ 32,437 | 54.1% | \$ 60,000 |
| TOTAL WORKING CASH REVENUES | <u>40,000</u> | <u>39,096</u> | <u>97.7%</u> | <u>32,437</u> | <u>54.1%</u> | <u>60,000</u> |
| Transfers In (Out) | \$ (40,000) | \$ (40,000) | 100.0% | \$ - | 0.0% | \$ (60,000) |

**Illinois Valley Community College District No. 513
Fiscal Year 2012 Budget to Actual Comparison
Eleven Months Ended May 31, 2012**

| AUXILIARY ENTERPRISES FUND | Annual Budget FY2012 | Actual 5/31/12 | Act/Budget 91.7% | Actual 5/31/11 | Act/Budget FY11 | Annual Budget FY2011 |
|--|---------------------------------|---------------------------|-----------------------------|---------------------------|----------------------------|---------------------------------|
| Service Fees | \$ 3,324,756 | \$ 2,775,429 | 83.5% | \$ 3,025,107 | 93.0% | \$ 3,254,475 |
| Data Processing Rentals | - | - | 0.0% | - | 0.0% | 1,672 |
| Other Revenue | - | 890 | 0.0% | 1,870 | 0.0% | - |
| Investment Revenue | 15,000 | 9,653 | 64.4% | 21,193 | 211.9% | 10,000 |
| TOTAL AUXILIARY ENTERPRISES FUND REVENUES | 3,339,756 | 2,785,972 | 83.4% | 3,048,170 | 93.3% | 3,266,147 |
| AUXILIARY ENTERPRISES FUND | | | | | | |
| Salaries | 578,459 | 499,232 | 86.3% | 559,640 | 93.0% | 601,776 |
| Employee Benefits | 213,312 | 156,647 | 73.4% | 181,152 | 92.2% | 196,490 |
| Contractual Services | 39,230 | 49,563 | 126.3% | 43,881 | 121.0% | 36,260 |
| Materials & Supplies | 2,415,319 | 2,381,239 | 98.6% | 2,438,844 | 101.8% | 2,395,922 |
| Conference & Meeting | 30,196 | 24,185 | 80.1% | 28,816 | 125.9% | 22,885 |
| Fixed Charges | 45,000 | 33,210 | 73.8% | 34,869 | 72.6% | 48,000 |
| Utilities | - | - | 0.0% | - | 0.0% | - |
| Capital Outlay/Depreciation | 5,826 | 19,984 | 343.0% | 2,700 | 203.8% | 1,325 |
| Other | 63,000 | 64,500 | 102.4% | 65,888 | 104.6% | 63,000 |
| TOTAL AUXILIARY ENTERPRISES EXPENDITURES | 3,390,342 | 3,228,560 | 95.2% | 3,355,790 | 99.7% | 3,365,658 |
| Transfer In (Out) | \$ 62,000 | \$ 61,414 | 99.1% | \$ 61,414 | 99.1% | \$ 62,000 |

Fiscal Year 2012 Budget to Actual Comparison

| RESTRICTED PURPOSES FUND | Annual Budget FY2012 | Actual 5/31/12 | Act/Budget 91.7% | Actual 5/31/11 | Act/Budget FY11 | Annual Budget FY2011 |
|--|---------------------------------|---------------------------|-----------------------------|---------------------------|----------------------------|---------------------------------|
| State Government Sources | \$ 371,408 | \$ 384,917 | 103.6% | \$ 575,215 | 61.3% | \$ 938,668 |
| Federal Government Sources | 6,711,969 | 7,755,285 | 115.5% | 7,858,697 | 101.8% | 7,721,710 |
| Service Fees | - | 6,120 | 0.0% | 1,120 | 0.0% | - |
| Other Revenue | 35,000 | 41,943 | 119.8% | 6,540 | 130.8% | 5,000 |
| TOTAL RESTRICTED PURPOSES FUND REVENUES | 7,118,377 | 8,188,265 | 115.0% | 8,441,572 | 97.4% | 8,665,378 |
| RESTRICTED PURPOSES FUND | | | | | | |
| Instruction: | | | | | | |
| Salaries | 357,432 | 400,038 | 111.9% | 617,760 | 79.2% | 779,528 |
| Employee Benefits | 90,287 | 86,192 | 95.5% | 156,628 | 90.0% | 174,121 |
| Contractual Services | 68,360 | 89,180 | 130.5% | 123,787 | 97.9% | 126,408 |
| Materials & Supplies | 130,453 | 128,740 | 98.7% | 105,759 | 50.6% | 208,936 |
| Conference & Meeting | 41,279 | 48,080 | 116.5% | 52,470 | 69.5% | 75,500 |
| Fixed Charges | 2,250 | 1,000 | 44.4% | - | 0.0% | 1,900 |
| Utilities | 2,900 | 1,769 | 61.0% | 1,759 | 140.7% | 1,250 |
| Capital Outlay | 50,000 | 285,498 | 571.0% | 169,667 | 87.5% | 194,000 |
| Other (P-16 Grant Waivers) | 8,679 | 1,670 | 19.2% | 1,515 | 4.8% | 31,286 |
| Total Instruction | \$ 751,640 | \$ 1,042,167 | 138.7% | \$ 1,229,345 | 77.2% | \$ 1,592,929 |

Illinois Valley Community College District No. 513
Fiscal Year 2012 Budget to Actual Comparison
Eleven Months Ended May 31, 2012

| RESTRICTED PURPOSES FUND | Annual Budget FY2012 | Actual 5/31/12 | Act/Budget 91.7% | Actual 5/31/11 | Act/Budget FY11 | Annual Budget FY2011 |
|---|-------------------------|-------------------|---------------------|-------------------|--------------------|-------------------------|
| Academic Support | | | | | | |
| Salaries | \$ - | \$ 312 | 0.0% | \$ 67,871 | 75.5% | \$ 89,838 |
| Employee Benefits | - | 102 | 0.0% | 9,518 | 34.3% | 27,732 |
| Contractual Services | - | - | 0.0% | 1,438 | 0.0% | - |
| Materials & Supplies | - | - | 0.0% | 4,309 | 96.0% | 4,490 |
| Conference & Meeting | - | - | 0.0% | 1,198 | 30.0% | 4,000 |
| Fixed Charges | - | - | 0.0% | 3,368 | 64.8% | 5,200 |
| Total Academic Support | - | 414 | 0.0% | 87,702 | 66.8% | 131,260 |
| Student Services | | | | | | |
| Salaries | 180,825 | 165,685 | 91.6% | 147,311 | 84.0% | 175,415 |
| Employee Benefits | 43,259 | 57,546 | 133.0% | 39,758 | 96.6% | 41,143 |
| Contractual Services | 4,000 | 6,304 | 157.6% | 12,587 | 629.4% | 2,000 |
| Materials & Supplies | 13,500 | 9,816 | 72.7% | 21,895 | 145.0% | 15,100 |
| Conference & Meeting | 25,500 | 6,832 | 26.8% | 16,829 | 63.7% | 26,431 |
| Capital Outlay | - | - | 0.0% | - | 0.0% | - |
| Tuition Waivers (TRIO Grant) | 32,000 | 26,095 | 81.5% | 37,004 | 164.5% | 22,500 |
| Total Student Services | 299,084 | 272,278 | 91.0% | 275,384 | 97.5% | 282,589 |
| Public Service | | | | | | |
| Salaries | 488,912 | 504,698 | 103.2% | 457,143 | 92.2% | 495,671 |
| Employee Benefits | 108,782 | 127,224 | 117.0% | 111,539 | 101.2% | 110,187 |
| Contractual Services | 145,205 | 262,046 | 180.5% | 361,628 | 73.9% | 489,670 |
| Materials & Supplies | 76,683 | 135,732 | 177.0% | 138,015 | 64.4% | 214,347 |
| Conference & Meeting | 50,410 | 102,410 | 203.2% | 162,461 | 171.0% | 94,994 |
| Fixed Charges | 25,735 | 29,105 | 113.1% | 27,764 | 95.3% | 29,130 |
| Utilities | 6,088 | 5,232 | 85.9% | 4,492 | 61.5% | 7,305 |
| Capital Outlay | - | - | 0.0% | - | 0.0% | - |
| Other | 178 | - | 0.0% | 79 | 0.0% | 190 |
| Total Public Service | 901,993 | 1,166,447 | 129.3% | 1,263,121 | 87.6% | 1,441,494 |
| Auxiliary Services | | | | | | |
| Salaries | 4,000 | 4,665 | 116.6% | 2,650 | 66.3% | 4,000 |
| Employee Benefits | 320 | 46 | 14.4% | 49 | 15.3% | 320 |
| Contractual Services | - | - | 0.0% | - | 0.0% | - |
| Materials & Supplies | 18,844 | 12,538 | 66.5% | 798 | 4.1% | 19,680 |
| Conference & Meeting | 1,000 | 94 | 9.4% | 25 | 2.5% | 1,000 |
| Other (Child Care Subsidies) | 10,000 | 10,214 | 102.1% | 7,955 | 79.6% | 10,000 |
| Total Auxiliary Services | 34,164 | 27,557 | 1 | 11,477 | 0 | 35,000 |
| Operations & Maintenance of Plant: | | | | | | |
| Contractual Services | - | 30,000 | 0.0% | - | 0.0% | - |
| Total Operations & Maintenance | \$ - | \$ 30,000 | 0.0% | \$ - | #DIV/0! | \$ - |

**Illinois Valley Community College District No. 513
Fiscal Year 2012 Budget to Actual Comparison
Eleven Months Ended May 31, 2012**

| | <u>Annual Budget FY2012</u> | <u>Actual 5/31/12</u> | <u>Act/Budget 91.7%</u> | <u>Actual 5/31/11</u> | <u>Act/Budget FY11</u> | <u>Annual Budget FY2011</u> |
|---|---------------------------------|---------------------------|-----------------------------|---------------------------|----------------------------|---------------------------------|
| Institutional Support | | | | | | |
| Salaries (Federal Work Study) | \$ 75,496 | \$ 98,963 | 131.1% | \$ 76,300 | 101.1% | \$ 75,496 |
| Employee Benefits | - | - | 0.0% | - | 0.0% | - |
| Contractual Services | - | - | 0.0% | - | 0.0% | - |
| Materials & Supplies | - | - | 0.0% | - | 0.0% | - |
| Conference & Meeting | - | - | 0.0% | - | 0.0% | - |
| Total Institutional Support | <u>75,496</u> | <u>98,963</u> | <u>131.1%</u> | <u>76,300</u> | <u>101.1%</u> | <u>75,496</u> |
| Student grants and waivers (PELL & SEOG) | <u>5,061,000</u> | <u>6,075,623</u> | <u>120.0%</u> | <u>6,009,077</u> | <u>117.6%</u> | <u>5,111,610</u> |
| TOTAL RESTRICTED FUND EXPENDITURES | <u>\$ 7,123,377</u> | <u>\$ 8,713,449</u> | <u>122.3%</u> | <u>\$ 8,952,406</u> | <u>103.3%</u> | <u>\$ 8,670,378</u> |
| Transfer In (Out) | <u>\$ -</u> | <u>\$ -</u> | <u>0.0%</u> | <u>\$ 3,226</u> | <u>0.0%</u> | <u>\$ -</u> |

Fiscal Year 2012 Budget to Actual Comparison

| LIABILITY, PROTECTION, & SETTLEMENT FUND | <u>Annual Budget FY2012</u> | <u>Actual 5/31/12</u> | <u>Act/Budget 91.7%</u> | <u>Actual 5/31/11</u> | <u>Act/Budget FY11</u> | <u>Annual Budget FY2011</u> |
|---|---------------------------------|---------------------------|-----------------------------|---------------------------|----------------------------|---------------------------------|
| Local Government Sources | \$ 258,368 | \$ 276,607 | 107.1% | \$ 192,811 | 96.3% | \$ 200,250 |
| Investment Revenue | 50,000 | 28,651 | 57.3% | 35,666 | 42.0% | 85,000 |
| Other | - | - | 0.0% | 5,638 | 0.0% | - |
| TOTAL LIABILITY, PROTECTION & SETTLEMENT FUND REVENUES | <u>308,368</u> | <u>305,258</u> | <u>99.0%</u> | <u>234,115</u> | <u>82.1%</u> | <u>285,250</u> |

LIABILITY, PROTECTION, & SETTLEMENT FUND EXPENDITURES

| | | | | | | |
|---|-------------------|-------------------|--------------|-------------------|--------------|-------------------|
| Operations & Maintenance of Plant | | | | | | |
| Salaries | - | 28,941 | 0.0% | 208,819 | 67.0% | 311,885 |
| Employee Benefits | - | 5,619 | 0.0% | 51,524 | 71.0% | 72,561 |
| Contractual Services | 401,500 | 243,017 | 60.5% | 3,316 | 94.7% | 3,500 |
| Material & Supplies | 100 | 872 | 872.0% | 8,413 | 0.0% | - |
| Conference & Meeting | 500 | 480 | 96.0% | 460 | 83.6% | 550 |
| Fixed Charges | - | - | 0.0% | - | 0.0% | - |
| Utilities | - | 795 | 0.0% | 737 | 0.0% | - |
| Capital Outlay | - | - | 0.0% | - | 0.0% | - |
| Other | - | - | 0.0% | - | 0.0% | - |
| Total for Operations & Maintenance of Plant | <u>\$ 402,100</u> | <u>\$ 279,724</u> | <u>69.6%</u> | <u>\$ 273,269</u> | <u>70.3%</u> | <u>\$ 388,496</u> |

Illinois Valley Community College District No. 513
 Fiscal Year 2012 Budget to Actual Comparison
 Eleven Months Ended May 31, 2012

| LIABILITY, PROTECTION, & SETTLEMENT FUND EXPENDITURES (continued) | Annual Budget FY2012 | Actual 5/31/12 | Act/Budget 91.7% | Actual 5/31/11 | Act/Budget FY11 | Annual Budget FY2011 |
|--|-------------------------|-------------------|---------------------|---------------------|--------------------|-------------------------|
| Institutional Support | | | | | | |
| Salaries | \$ 68,291 | \$ 63,731 | 93.3% | \$ 293,497 | 82.1% | \$ 357,629 |
| Employee Benefits | 254,530 | 16,443 | 6.5% | 62,672 | 19.6% | 319,702 |
| Contractual Services | 12,000 | 25,803 | 215.0% | 28,901 | 175.2% | 16,500 |
| Material & Supplies | 2,300 | 240 | 10.4% | 3,673 | 1469.2% | 250 |
| Conference & Meeting | - | - | 0.0% | - | 0.0% | - |
| Fixed Charges | 390,750 | 404,794 | 103.6% | 376,535 | 118.8% | 317,000 |
| Utilities | - | - | 0.0% | - | 0.0% | - |
| Capital Outlay | - | - | 0.0% | - | 0.0% | - |
| Other | - | - | 0.0% | - | 0.0% | - |
| Total Institutional Support | <u>727,871</u> | <u>511,011</u> | 70.2% | <u>765,278</u> | 75.7% | <u>1,011,081</u> |
| TOTAL LIABILITY, PROTECTION, & SETTLEMENT FUND EXPENDITURES | \$ 1,129,971 | \$ 790,735 | 70.0% | \$ 1,038,547 | 74.2% | \$ 1,399,577 |

Fiscal Year 2012 Budget to Actual Comparison

| AUDIT FUND | Annual Budget FY2012 | Actual 5/31/12 | Act/Budget 91.7% | Actual 5/31/11 | Act/Budget FY11 | Annual Budget FY2011 |
|--------------------------------------|-------------------------|-------------------|---------------------|-------------------|--------------------|-------------------------|
| Local Government Sources | \$ 31,508 | \$ 34,318 | 108.9% | \$ 3 | 0.0% | \$ 18,034 |
| Investment Revenue | 200 | 113 | 56.5% | 233 | 116.5% | 200 |
| TOTAL AUDIT FUND REVENUES | <u>31,708</u> | <u>34,431</u> | 108.6% | <u>236</u> | 1.3% | <u>18,234</u> |
| AUDIT FUND | | | | | | |
| Contractual Services | <u>32,500</u> | <u>32,500</u> | 100.0% | <u>31,500</u> | 96.9% | <u>32,500</u> |
| TOTAL AUDIT FUND EXPENDITURES | \$ 32,500 | \$ 32,500 | 100.0% | \$ 31,500 | 96.9% | \$ 32,500 |

Illinois Valley Community College District No. 513
Fiscal Year 2012 Budget to Actual Comparison
All Funds
Eleven Months Ended May 31, 2012

| <u>Department</u> | <u>Annual Budget FY2012</u> | <u>Actual 5/31/2012</u> | <u>Act/Budget 91.7%</u> | <u>Explanation</u> |
|--|-------------------------------------|-----------------------------|-----------------------------|----------------------------------|
| President | \$ 292,518 | \$ 271,785 | 92.9% | |
| Board of Trustees | 21,000 | 14,900 | 71.0% | |
| Community Relations | 338,649 | 287,954 | 85.0% | |
| Development Office | 71,194 | 11,985 | 16.8% | |
| Continuing Education | 1,286,419 | 1,071,260 | 83.3% | |
| Facilities | 9,336,207 | 3,096,885 | 33.2% | |
| Information Technologies | 1,701,698 | 1,483,196 | 87.2% | |
| Academic Affairs | 259,150 | 235,685 | 90.9% | |
| Academic Affairs (AVPCE) | 761,164 | 972,187 | 127.7% | Additional NSF grant funds |
| Adult Education | 504,753 | 508,821 | 100.8% | |
| Dislocated Workers Center | 653,548 | 910,888 | 139.4% | Carryover funding from FY11 |
| Learning Technologies | 706,958 | 564,675 | 79.9% | |
| Career & Tech Education Division | 2,445,046 | 2,135,974 | 87.4% | |
| Natural Science & Business Division | 2,176,823 | 1,983,900 | 91.1% | |
| Humanities & Fine Arts/Social Science Division | 2,191,115 | 2,038,016 | 93.0% | |
| Health Professions Division | 2,080,015 | 1,791,109 | 86.1% | |
| English, Mathematics, Education Division | 2,909,411 | 2,674,518 | 91.9% | |
| Admissions & Records | 355,315 | 327,136 | 92.1% | |
| Student Development | 621,026 | 649,407 | 104.6% | |
| Student Services | 125,604 | 113,593 | 90.4% | |
| Financial Aid | 5,484,630 | 6,461,701 | 117.8% | Additional Pell grants available |
| Athletics | 250,124 | 256,926 | 102.7% | |
| TRIO (Student Success Grant) | 298,584 | 270,588 | 90.6% | |
| Safety Service | 400,000 | 278,234 | 69.6% | |
| Business Services/General Institution | 2,119,165 | 2,213,598 | 104.5% | Legal costs |
| Risk Management | 729,971 | 512,501 | 70.2% | |
| Tuition Waivers | 422,000 | 471,697 | 111.8% | Under budgeted |
| Purchasing | 112,173 | 90,464 | 80.6% | |
| Human Resources | 179,067 | 163,248 | 91.2% | |
| Bookstore | 2,544,746 | 2,561,301 | 100.7% | |
| Shipping & Receiving | 84,904 | 88,305 | 104.0% | |
| Copy Center | 144,598 | 119,104 | 82.4% | |
| Total FY12 Expenditures | <u>\$ 41,607,575</u> | <u>\$ 34,631,541</u> | 83.2% | |

Illinois Valley Community College
Statement of Cash Flows
for the Month ended May 31, 2012

| | EDUCATION | OP/MAINT | OP / MAINT. RESTRICTED | BOND & INTEREST | AUXILIARY | RESTRICTED | WORKING CASH | AUDIT | LIAB, PROT, & SETTLEMENT | TOTAL |
|-------------------------|------------------------|---------------|---------------------------|--------------------|-----------------|-----------------|-----------------|--------------|-----------------------------|------------------|
| Balance on Hand | \$ 841,460.90 | \$ 730,341.68 | \$ 583,215.25 | \$ 54.55 | \$ 204,599.85 | \$ (572,278.49) | \$ 427,256.17 | \$ 1,380.91 | \$ 556,478.31 | \$ 2,772,509.13 |
| Total Receipts | 1,699,179.65 | 56,758.35 | 12,430.97 | 388.25 | 157,291.69 | 165,257.34 | 1,133.26 | 13.58 | 1,435.31 | 2,093,888.40 |
| Total Cash | 2,540,640.55 | 787,100.03 | 595,646.22 | 442.80 | 361,891.54 | (407,021.15) | 428,389.43 | 1,394.49 | 557,913.62 | 4,866,397.53 |
| Due To/From Accts | (398,613.80) | 353,406.22 | (42,113.62) | 825.06 | (47,842.91) | 65,755.87 | (40,000.00) | 21.08 | 108,562.10 | - |
| Transfers/Bank CDs | 400,427.72 | - | - | - | - | 199,572.28 | - | - | - | 600,000.00 |
| Expenditures | (1,481,870.50) | (188,774.57) | (71,608.35) | - | (244,666.46) | (179,131.25) | - | - | (47,183.41) | (2,213,234.54) |
| ACCOUNT BALANCE | 1,060,583.97 | 951,731.68 | 481,924.25 | 1,267.86 | 69,382.17 | (320,824.25) | 388,389.43 | 1,415.57 | 619,292.31 | 3,253,162.99 |
| Deposits in Transit | (30,574.52) | | | | | | | | | (30,574.52) |
| Outstanding Checks | 129,224.86 | | | | | | | | | 129,224.86 |
| BANK BALANCE | 1,159,234.31 | 951,731.68 | 481,924.25 | 1,267.86 | 69,382.17 | (320,824.25) | 388,389.43 | 1,415.57 | 619,292.31 | 3,351,813.33 |
| Certificates of Deposit | 3,500,000.00 | 300,000.00 | 1,000,000.00 | 500,000.00 | 1,200,000.00 | - | 4,250,000.00 | - | 4,100,000.00 | 14,850,000.00 |
| Illinois Funds | 466,599.44 | 667,673.17 | 646,037.69 | 314,728.90 | - | - | - | 11,249.22 | 128,103.56 | 2,234,391.98 |
| CDB Trust Fund CTC | | | 6,543,377.21 | | | | | | | 6,543,377.21 |
| Bldg Reserve-ILLFund | | | 1,081,983.49 | | | | | | | 1,081,983.49 |
| Total Investment | \$ 3,966,599.44 | \$ 967,673.17 | \$ 9,271,398.39 | \$ 814,728.90 | \$ 1,200,000.00 | \$ - | \$ 4,250,000.00 | \$ 11,249.22 | \$ 4,228,103.56 | \$ 24,709,752.68 |
| LaSalle State Bank | \$ 260,564.95 | | | | | | | | | |
| Peru Savings Bank | 3,091,248.38 | | | | | | | | | |
| | <u>\$ 3,351,813.33</u> | | | | | | | | | |

Respectfully submitted,



Cheryl Roelfsema

Vice President for Business Services & Finance/Treasurer

ILLINOIS VALLEY COMMUNITY COLLEGE
INVESTMENT STATUS REPORT
June 30, 2012

| <u>DUE</u> | <u>Education</u> | <u>Oper & Maint</u> | <u>O&M Restricted</u> | <u>Bond & Int</u> | <u>Auxiliary</u> | <u>Working Cash</u> | <u>Liability Protection & Settlement</u> | <u>Total</u> | <u>Bank</u> | <u>Rate %</u> | <u>APY %</u> | <u>Certificate Number</u> |
|-----------------|------------------|-------------------------|-------------------------------|-----------------------|------------------|-------------------------|--|-------------------|-------------|-------------------|------------------|-------------------------------|
| 6/22/2012 | 1,000,000 | | | | | | | 1,000,000 | FSB | 0.50% | 0.50% | 25440 |
| 7/20/2012 | 2,000,000 | | | | | | | 2,000,000 | FSB | 0.95% | 0.95% | 1011570115 |
| 8/3/2012 | | | | | | | 2,000,000 | 2,000,000 | FSB | 0.95% | 0.95% | 25092 |
| 9/21/2012 | | | | | | 500,000 | | 500,000 | FSB | 0.95% | 0.95% | 25440 |
| 9/29/2012 | | | 500,000 | | | | 500,000 | 1,000,000 | FSB | 0.95% | 0.95% | 25522 |
| 11/7/2012 | | | | | | 150,000 | | 150,000 | MB | 1.00% | 1.00% | 915192 |
| 11/23/2012 | | | | | | 1,500,000 | | 1,500,000 | FSB | 0.65% | 0.65% | 26001 |
| 12/14/2012 | 500,000 | | 500,000 | | | | 1,000,000 | 2,000,000 | FSB | 0.65% | 0.65% | 2041022024 |
| 12/22/2012 | | | | 500,000 | | 1,000,000 | 500,000 | 2,000,000 | FSB | 0.65% | 0.65% | 1011466946 |
| 1/30/2013 | | | | | | 100,000 | | 100,000 | NCB | 0.60% | 0.60% | 35803 |
| 3/21/2013 | | | | | | 1,000,000 | | 1,000,000 | FSB | 0.65% | 0.65% | |
| 4/22/2013 | | | | | | | 100,000 | 100,000 | MB | 0.80% | 0.80% | 914161 |
| 6/6/2013 | | 300,000 | | | 1,200,000 | | | 1,500,000 | FSB | 0.75% | 0.75% | |
| Total CD | 3,500,000 | 300,000 | 1,000,000 | 500,000 | 1,200,000 | 4,250,000 | 4,100,000 | 14,850,000 | | | | |

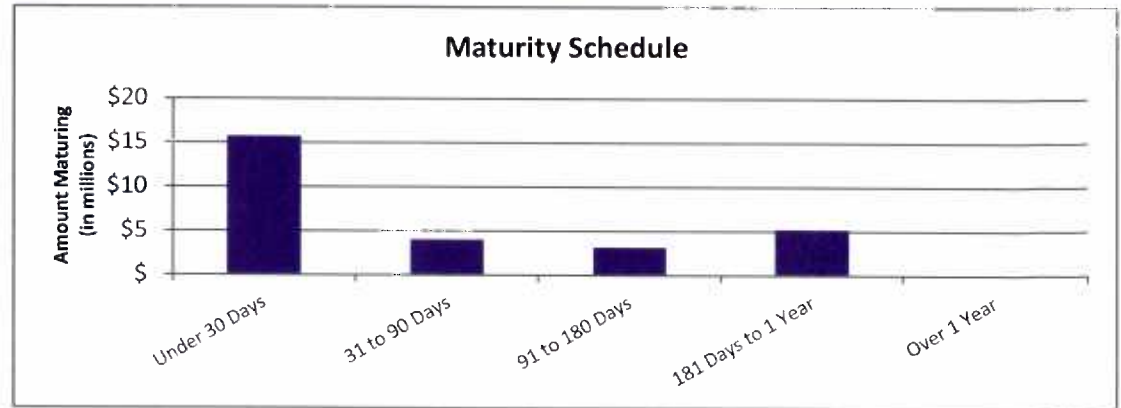
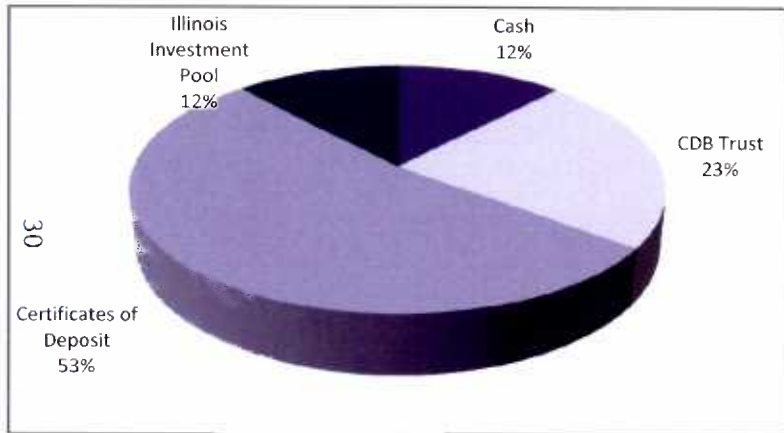
| | | | |
|------|------------------------------|-----|---------------------------|
| CB | Centrue Bank | LSB | LaSalle State Bank |
| CBNA | Commerce Bank, NA | MB | Marseilles Bank |
| CFNB | Citizens First National Bank | MSB | Midland State Bank |
| FSB | First State Bank of Mendota | NCB | North Central Bank - Ladd |
| HNB | Hometown National Bank | PFS | Peru Federal Savings |

** Current IL Funds interest rate: 0.12%

**Illinois Valley Community College District No. 513
Investment Status Report
All Funds
May 31, 2012**

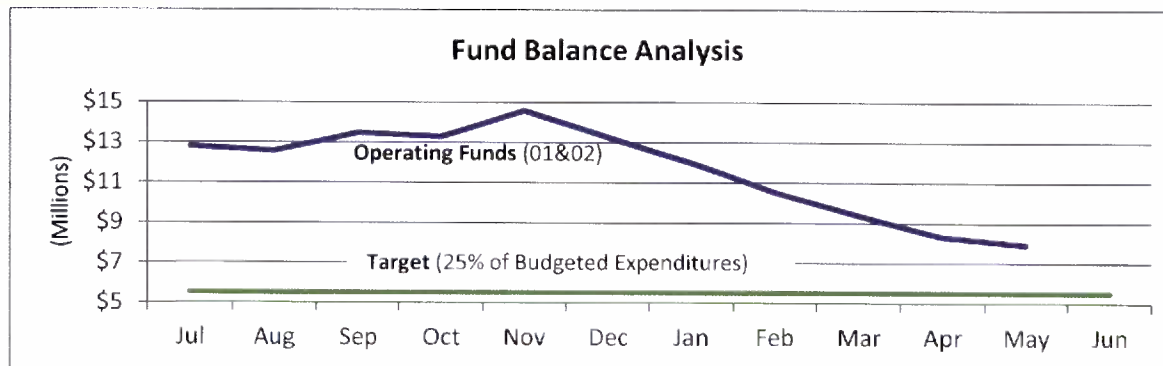
| Instrument | Current Portfolio Distribution | Current Portfolio | Weighted Average Yield |
|--------------------------|--------------------------------|----------------------|------------------------|
| Cash | 11.9% | \$ 3,337,306 | 3.58% |
| CDB Trust | 23.3% | 6,543,377 | 1.90% |
| Certificates of Deposit | 52.9% | 14,850,000 | 0.77% |
| Illinois Investment Pool | 11.8% | 3,316,375 | 0.88% |
| Total | 100.0% | \$ 28,047,059 | 1.38% |

| Institution | Illinois Investment Pool | Certificates of Deposit | Cash & Trusts | Total | Current Distribution |
|-------------------------|--------------------------|-------------------------|---------------------|----------------------|----------------------|
| IL Funds (US Bank) | \$ 3,316,375 | | | \$ 3,316,375 | 12% |
| Centrue Bank | | - | | - | 0% |
| First State Bank | | 14,500,000 | | 14,500,000 | 52% |
| LaSalle State Bank | | | 260,565 | 260,565 | 1% |
| Marseilles Bank | | 250,000 | | 250,000 | 1% |
| North Central Bank | | 100,000 | | 100,000 | 0% |
| Citizens First National | | | 6,624,920 | 6,624,920 | 24% |
| Peru Federal Savings | | | 2,995,198 | 2,995,198 | 11% |
| Total | \$ 3,316,375 | \$ 14,850,000 | \$ 9,880,683 | \$ 28,047,059 | 100% |



Weighted Average Maturity of CD's

124 Days



\$5,000 and Over Check Register

05/01/12 - 05/31/12

| Check Number | Check Date | Vendor Number | Payee | Check Amount | Description |
|---------------------|-------------------|----------------------|-------------------------------------|---------------------|---|
| 523876 | 05/03/12 | 0001369 | Ameren Illinois | \$ 24,617.96 | Electricity (02/10/12-03/09/12), Gas-East Campus (02/10/12-03/12/12), TDT Electricity & Natural Gas (02/10/12-03/12/12) |
| 523893 | 05/03/12 | 0128254 | Cargill Inc. Salt Division | 5,841.75 | Road Salt |
| 523927 | 05/03/12 | 0005039 | IDES | 10,876.00 | Unemployment Benefits |
| 523899 | 05/03/12 | 0000001 | Illinois Valley Community College | 57,160.00 | Rental Book Refunds |
| 523945 | 05/03/12 | 0147370 | Morrow Brothers Ford, Inc. | 16,660.00 | 2012 Ford F-150 Truck |
| 524010 | 05/10/12 | 0099391 | Blackboard, Inc. | 15,000.00 | Software Renewal |
| 524014 | 05/10/12 | 0108916 | CCIC | 279,640.78 | Health Insurance (May) |
| 523990 | 05/10/12 | 0000001 | Illinois Valley Community College | 100,033.22 | Federal & State Payroll Taxes (05/10/12) |
| 524076 | 05/10/12 | 0185561 | S & K Excavating & Trucking, Inc | 6,210.00 | Emergency Repair Water Main |
| 524083 | 05/10/12 | 0001234 | Smith's Sales and Service | 6,178.00 | Exmark Mower |
| 523998 | 05/10/12 | 0082897 | SURS | 51,583.78 | Payroll (05/10/12) |
| 524089 | 05/10/12 | 0185566 | Terando Bros. Excavating LLC | 12,090.00 | Farm Ground Repair & Erosion Control |
| 524092 | 05/10/12 | 0001275 | United Visual Aids, Inc. | 7,423.00 | Projector Mounting Systems and Speakers |
| ACH | 05/11/12 | | VALIC Retirement Services | 17,818.22 | 403(b) & 457(b)Payroll (05/10/12) |
| 524227 | 05/17/12 | 0081443 | American Express | 56,021.54 | CDW Government, Inc, Cengage Learning Inc. , Central Illinois Trucks, Inc, Pearson Education, Inc. |
| 524123 | 05/17/12 | 0155694 | Condensed Curriculum International | 12,787.20 | Presenter Fees-Pharmacy Tech, Medical Administrative Assistant |
| 524140 | 05/17/12 | 0112159 | H & H Builders, Inc. | 11,362.00 | Deck Repairs - Building B Fireplace Lounge |
| 524148 | 05/17/12 | 0001610 | ICCB | 13,490.00 | Imported Student Credit Hours |
| 524177 | 05/17/12 | 0000948 | Nebraska Book Co., Inc. | 64,318.70 | Books for Resale |
| 524199 | 05/17/12 | 0066555 | United States Postal Service | 6,000.00 | Reimburse Postage Meter |
| 524202 | 05/17/12 | 0001927 | Walter J Zukowski & Associates | 16,921.05 | Legal Services |
| 524239 | 05/24/12 | 0126547 | Basalay, Cary, & Alstadt Architects | 8,973.10 | Ceiling & Lighting Replacement*, Replace Panic Door Hardware*, Restroom Modification PH2* |
| 524268 | 05/24/12 | 0108962 | Carquest | 6,852.40 | Refrigerant Recovery Machine(Carl Perkins Grant), Refrigerant Identifier(Carl Perkins Grant), Auto Shop Supplies |
| 524266 | 05/24/12 | 0181795 | G4S Secure Solutions (USA) Inc. | 25,996.56 | Security Services (April) |
| 524282 | 05/24/12 | 0079038 | IVCC Student Activity | 10,000.00 | Return of Federal Funds |
| 524353 | 05/24/12 | 0000001 | Illinois Valley Community College | 108,132.87 | Federal & State Payroll Taxes (05/24/12) |
| 524284 | 05/24/12 | 0089267 | JB Contracting Corporation | 55,501.25 | Feeder Wire D & E* |
| 524363 | 05/24/12 | 0082897 | SURS | 53,756.03 | Payroll (05/24/12) |
| ACH | 05/24/12 | | VALIC Retirement Services | 17,820.22 | 403(b) & 457(b)Payroll (05/24/12) |
| 524442 | 5/31/2012 | 0175714 | Learning Alliances Company, LLC | 7,000.00 | SBJA Grant Consulting for SBDC Client (Small Business Jobs Act Grant) |

31

\$ 1,086,065.63

*Protection, Health, & Safety (PHS) Projects

Stipend Report for Period Ending 05/05/12

| Name | Description | Start Date | End Date | Last Pay Date | Earn Type* | Amount | GL No. | Section Name | Section Title | Comments |
|--------------------------------|----------------------------------|------------|----------|---------------|------------|------------|-----------------|--------------|---------------------------------|----------|
| Bartholomew, Jeffrey Alexander | Drum Lessons / 16 | 03/16/12 | 05/05/12 | 05/05/12 | ST | \$446.24 | 011120650051320 | MUP-2025-01 | Applied Music: Drum Sets | |
| Brolley, Vincent Depaul | Women's History Month | 04/24/12 | 05/05/12 | 05/05/12 | ST | \$187.50 | 013620663051900 | | | |
| Brolley, Vincent Depaul | Mileage Reimbursement | 04/20/12 | 05/05/12 | 05/05/12 | ST | \$72.15 | 011120650055210 | | | |
| Caley Opsal, Susan Mary | Women's History Month | 04/24/12 | 05/05/12 | 05/05/12 | ST | \$187.50 | 011120570051900 | | | |
| Cook Fesperman, Amanda Pauline | Women's History Month | 04/24/12 | 05/05/12 | 05/05/12 | ST | \$187.50 | 013620663051900 | | | |
| Dittle, Kristina Ann | Reiki Level 1 | 04/21/12 | 05/05/12 | 05/05/12 | ST | \$400.00 | 014110394151320 | CPD-3101-04 | Reiki [Level 1] | |
| Engstrom, Norman Bruce | Voice Lessons / 32 | 04/02/12 | 05/05/12 | 05/05/12 | ST | \$1,024.00 | 011120650051340 | MUP-2001-01 | Applied Music- Vocal | |
| Forst, Jean | CON 1200 | 05/01/12 | 05/05/12 | 05/05/12 | ST | \$150.00 | 011120910051320 | | | |
| Foster, Christine M | Women's History Month | 05/01/12 | 05/05/12 | 05/05/12 | ST | \$187.50 | 011420730051320 | | | |
| Freed, Timothy Daniel | A Taste of Italy | 04/25/12 | 05/05/12 | 05/05/12 | ST | \$105.00 | 014110394151320 | HLR-3904-304 | Taste of Italy | |
| Haynes, Tricia Lynn | CON 1200 | 05/01/12 | 05/05/12 | 05/05/12 | ST | \$150.00 | 011120910051320 | | | |
| Johnson, Laura Elizabeth | Hot Glass Experience Level 1 | 04/21/12 | 05/05/12 | 05/05/12 | ST | \$120.00 | 014110394151320 | HLR-2748-404 | Hot Glass Experience Level 1 | |
| Koehler, Richard A | LaSalle County #812 #811 #810 | 05/02/12 | 05/05/12 | 05/05/12 | ST | \$487.50 | 014110394251320 | CDV-6000-02 | LaSalle Co Driver Improvement | |
| Mekeel, Ashley Marie | Piano Accompanist | 05/03/12 | 05/05/12 | 05/05/12 | ST | \$250.00 | 013620663051900 | | | |
| Mertel, Susan M | March Potential Liability Winner | 05/01/12 | 05/05/12 | 05/05/12 | ST | \$80.00 | 128640090151900 | | | |
| Needs, George Frank | Vacation Payout | 05/05/12 | 05/05/12 | 05/05/12 | VA | \$4,499.90 | 018440184051210 | | | |
| Niemann-Boehle, Deborah M | Breadmaking | 04/24/12 | 05/05/12 | 05/05/12 | ST | \$90.00 | 014110394151320 | HLR-3204-304 | Breadmaking | |
| Oldaker, Adam Gregory | Meal Reimbursement | 04/19/12 | 05/05/12 | 05/05/12 | MI | \$12.61 | 011120910055212 | | | |
| Panizzi, Gerald W | LaSalle County #809 | 04/28/12 | 05/05/12 | 05/05/12 | ST | \$187.50 | 014110394251320 | CDV-6000-02 | LaSalle Co Driver Improvement | |
| Perez, Robert G | Appealing Your Property Taxes | 04/21/12 | 05/05/12 | 05/05/12 | ST | \$75.00 | 014110394151320 | CDV-5014-04 | Appealing Your Property Taxes | |
| Phillips, Michael Alan | Women's History Month | 04/24/12 | 05/05/12 | 05/05/12 | ST | \$37.50 | 011120570051900 | | | |
| Pietrolonardo, Anna Marie | Women's History Month | 04/24/12 | 05/05/12 | 05/05/12 | ST | \$187.50 | 013620663051900 | | | |
| Prendergast, James M | Diagnostic Screenings | 04/06/12 | 05/05/12 | 05/05/12 | ST | \$300.00 | 011120910051900 | | | |
| Radek, Kimberly M | Women's History Month | 05/01/12 | 05/05/12 | 05/05/12 | ST | \$187.50 | 011120910051900 | | | |
| Schroeder, Eric Steven | Mileage Reimbursement | 04/27/12 | 05/05/12 | 05/05/12 | ST | \$59.94 | 011120571155210 | | | |
| Schuster, Janice B | Food Service (5 hr refresher) | 04/21/12 | 05/05/12 | 05/05/12 | ST | \$250.00 | 014110394151320 | CEU-1501-04 | Food Sanitation Recertification | |
| Schuster, Janice B | Applied Food Service Sanitation | 04/09/12 | 05/05/12 | 05/05/12 | ST | \$804.00 | 014110394151320 | FSS-1200-300 | Appl. Food Service Sanitation | |

Stipend Report for Period Ending 05/05/12

| | | | | | | | | | | |
|--------------------------|-------------------------------|----------|----------|----------|----|-----------------------|--------------------|--------------|---------------------------------|--|
| Skoflanc, Francie A | Coord High School Art Shows | 05/01/12 | 05/05/12 | 05/05/12 | ST | \$1,500.00 | 011120650051340 | | | |
| Smith, Mary Theresa | Rosette Wire Wrapped Ring | 04/24/12 | 05/05/12 | 05/05/12 | ST | \$62.50 | 014110394151320 | HLR-2743-634 | Rosette Wire Wrapped Ring | |
| Smith, Sara E | Food Service (5 hr refresher) | 04/23/12 | 05/05/12 | 05/05/12 | ST | \$250.00 | 014110394151320 | CEU-1501-634 | Food Sanitation Recertification | |
| Strickler, Andrew Robert | CON 1200 | 05/01/12 | 05/05/12 | 05/05/12 | ST | \$150.00 | 011120910051320 | | | |
| Whaley, Philip | Trombone Lessons / 4 | 03/20/12 | 05/05/12 | 05/05/12 | ST | \$111.56 | 011120650051320 | MUP-2024-01 | Applied Music: Trombone | |
| | | | | | | Total Stipends | \$12,800.40 | | | |

Cheryl Roelfsema

Cheryl Roelfsema
Vice President of Business Services and Finance

RE=Regular, TF=Taxable Reimbursements, ST/SG=Stipend, ES=SURS Exempt Stipend, OV=Overload, VA=Vacation Payout.

Jerry Corcoran

Dr. Jerry Corcoran
President

6/11/12

Stipend Report for Period Ending 05/19/12

| Name | Description | Start Date | End Date | Last Pay Date | Earn Type* | Amount | GL No. | Section Name | Section Title | Comments |
|--------------------------------|------------------------------|------------|----------|---------------|------------|------------|-----------------|--------------|--------------------------------|----------|
| Anderson, David Anthony | Photographing Wildflowers | 04/21/12 | 05/19/12 | 05/19/12 | ST | \$125.00 | 014110394151320 | HLR-5203-04 | Wildflowers in The Woodland | |
| Baker, Kathryn June | Microsoft Excel 2010 Level 3 | 04/20/12 | 05/19/12 | 05/19/12 | ST | \$420.00 | 014110394151320 | CEX-4117-604 | Microsoft Excel 2010 [level 3] | |
| Bartholomew, Jeffrey Alexander | Drum Lessons / 16 | 04/20/12 | 05/19/12 | 05/19/12 | ST | \$446.24 | 011120650051320 | MUP-2025-01 | Applied Music: Drum Sets | |
| Carey, Lauri L | SU/12 Program Coordinator | 05/18/12 | 05/19/12 | 05/19/12 | ST | \$640.00 | 011320410051340 | | | |
| Codo, Kim G | Guitar Lessons / 48 | 03/08/12 | 05/19/12 | 05/19/12 | ST | \$1,507.68 | 011120650051320 | MUP-2013-01 | Applied Music: Guitar | |
| Deal, Constance L | Violin Lessons / 32 | 02/20/12 | 05/08/12 | 05/19/12 | ST | \$929.92 | 011120650051320 | MUP-2023-01 | Applied Music: Violin | |
| Donna, Rebecca S | CRJ 2030 / FRS 2010 | 01/15/12 | 05/19/12 | 05/19/12 | ST | \$1,050.00 | 011120570051340 | CRJ-2030-80 | Evidence and Criminal Proced | |
| Engstrom, Norman Bruce | Voice Lessons / 49 | 04/10/12 | 05/19/12 | 05/19/12 | ST | \$1,568.00 | 011120650051340 | MUP-2001-01 | Applied Music- Vocal | |
| Freed, Timothy Daniel | Kitchen Essentials | 05/07/12 | 05/19/12 | 05/19/12 | ST | \$105.00 | 014110394151320 | HLR-3405-305 | Kitchen Essentials | |
| Fryxell, David William | Bass Lessons / 13 | 04/18/12 | 05/19/12 | 05/19/12 | ST | \$394.16 | 011120650051320 | MUP-2043-01 | Applied Music: Bass | |
| Gibson, James A | MIMIC Coordinating | 01/12/12 | 05/19/12 | 05/19/12 | ST | \$500.00 | 061320152751900 | | | |
| Gillio, Susan M | Flute Lessons /40 | 03/07/12 | 06/16/12 | 06/16/12 | ST | \$1,256.40 | 011120650051320 | MUP-2062-01 | Applied Music: Flute | |
| Jauch, Christian Martin | SU/12 Program Coordinator | 05/18/12 | 05/19/12 | 05/19/12 | ST | \$620.00 | 011320410051320 | | | |
| Johnson, Laura Elizabeth | Hot Glass Experience Level 1 | 04/28/12 | 05/19/12 | 05/19/12 | ST | \$120.00 | 014110394151320 | HLR-2748-414 | Hot Glass Experience Level 1 | |
| Killian, Melissa J. | 14 sessions | 05/17/12 | 05/19/12 | 05/19/12 | ST | \$448.00 | 013230030851540 | | | |
| Koehler, Richard A | Driver Improvement #166 | 05/12/12 | 05/19/12 | 05/19/12 | ST | \$150.00 | 014110394351320 | CDV-7000-02 | Bureau Co. Driver Improvement | |
| Koehler, Richard A | Driver Improvement #815 | 05/16/12 | 05/19/12 | 05/19/12 | ST | \$150.00 | 014110394251320 | CDV-6000-02 | LaSalle Co Driver Improvement | |
| Koehler, Richard A | Mileage Reimbursement | 04/14/12 | 05/19/12 | 05/19/12 | ML | \$55.50 | 014110394355212 | | | |
| Koudelka, Arthur Edward | SU/12 Program Coordinator | 05/19/12 | 05/19/12 | 05/19/12 | ST | \$640.00 | 011320410051340 | | | |
| Leadingham, Paul | US Silica Welding Tests | 05/08/12 | 05/19/12 | 05/19/12 | ST | \$1,350.00 | 014210331051320 | | | |
| Leadingham, Paul | 6 MIMIC Modules | 01/12/12 | 05/19/12 | 05/19/12 | ST | \$450.00 | 061320152751900 | | | |
| Leadingham, Paul | SU/12 Program Coordinator | 05/19/12 | 05/19/12 | 05/19/12 | ST | \$640.00 | 011320410051340 | | | |
| Lynch, Rose Marie | 1 MIMIC Module | 01/12/12 | 05/19/12 | 05/19/12 | ST | \$75.00 | 061320152751900 | | | |
| McGinnis, Rosemary T | PEPP, PALS, ITLS | 05/15/12 | 05/19/12 | 05/19/12 | ST | \$1,200.00 | 011420730051320 | EMS-1201-01 | Int Trauma Life Supp (ITLS) | |
| McLaughlin, Travis Robbie | 6 MIMIC Modules | 01/12/12 | 05/19/12 | 05/19/12 | ST | \$450.00 | 061320152751900 | | | |
| Mekeel, Ashley Marie | Piano Lessons / 46 | 04/19/12 | 05/19/12 | 05/19/12 | ST | \$1,282.94 | 011120650051320 | | | |
| Montgomery, D Gene | Clarinet Lessons / 4 | 04/19/12 | 05/19/12 | 05/19/12 | ST | \$125.64 | 011120650051320 | MUP-2032-01 | Applied Music: Clarinet | |

Stipend Report for Period Ending 05/19/12

| | | | | | | | | | | | |
|--------------------------|------------------------------------|----------|----------|----------|----|--------------------|-----------------|--------------|---------------------------------|--|--|
| Montgomery, D Gene | Sax and Oboe Lessons / 8 | 04/18/12 | 06/16/12 | 06/16/12 | ST | \$251.28 | 011120650051320 | MUP-2052-01 | Applied Music: Saxophone | | |
| Moskalewicz, James P | 7 sessions | 05/08/12 | 05/19/12 | 05/19/12 | ST | \$224.00 | 013230030851540 | | | | |
| Oldaker, Adam Gregory | AFDA Module Presenter | 03/02/12 | 05/19/12 | 05/19/12 | ST | \$75.00 | 011120080151900 | | | | |
| Panizzi, Gerald W | Drive Improvement 813 & 814 | 05/05/12 | 05/19/12 | 05/19/12 | ST | \$375.00 | 014110394251320 | CDV-6000-02 | LaSalle Co Driver Improvement | | |
| Pearce, Richard R | Vacation Payout | 05/19/12 | 05/19/12 | 05/19/12 | VA | \$10,158.54 | 018120080051110 | | | | |
| Perez, Dorene Marie | 1 MIMIC Module and Coordinating | 01/12/12 | 05/19/12 | 05/19/12 | ST | \$575.00 | 061320152751900 | | | | |
| Perez, Dorene Marie | SU/12 Program Coordinator | 05/19/12 | 05/19/12 | 05/19/12 | ST | \$640.00 | 011320410051340 | | | | |
| Peterson, Delle Jeanne | Cello Lessons / 12 | 04/06/12 | 05/19/12 | 05/19/12 | ST | \$334.68 | 011120650051320 | MUP-2053-01 | Applied Music: Cello | | |
| Pokryfke, Virginia Ann | Vacation Payout | 05/19/12 | 05/19/12 | 05/19/12 | VA | \$2,042.52 | 056320939051210 | | | | |
| Reese, Robert C | 2 MIMIC Modules | 01/12/12 | 05/19/12 | 05/19/12 | ST | \$150.00 | 061320152751900 | | | | |
| Retoff, Dan J | Beginnina Yoga | 04/04/12 | 05/19/12 | 05/19/12 | ST | \$225.00 | 014110394151320 | HLR-6101-304 | Beginning Yoga - Level I | | |
| Schuster, Janice B | Food Service (5 hr refresher) | 05/07/12 | 05/19/12 | 05/19/12 | ST | \$250.00 | 014110394151320 | CEU-1501-305 | Food Sanitation Recertification | | |
| Serafini, Richard Joseph | 1 MIMIC Module / MIMIC Coordinator | 01/12/12 | 05/19/12 | 05/19/12 | ST | \$575.00 | 061320152751900 | | | | |
| Smith, Mary Helen | 2 MIMIC Modules | 01/12/12 | 05/19/12 | 05/19/12 | ST | \$150.00 | 061320152751900 | | | | |
| Smith, Mary Theresa | Rosette Wire Wrapped Ring | 05/07/12 | 05/19/12 | 05/19/12 | ST | \$62.50 | 014110394151320 | HLR-2743-634 | Rosette Wire Wrapped Ring | | |
| Story, Michelle M | SU/12 Program Coordinator | 05/19/12 | 05/19/12 | 05/19/12 | ST | \$640.00 | 011320410051340 | | | | |
| Warren, Mary Christine | Mileage Reimbursement | 02/03/12 | 05/19/12 | 05/19/12 | ML | \$53.84 | 061620296355212 | | | | |
| Whaley, Philip | Trombone & Trumpet Lessons / 8 | 04/19/12 | 05/19/12 | 05/19/12 | ST | \$223.12 | 011120650051320 | MUP-2024-01 | Applied Music: Trombone | | |
| TOTAL | | | | | | \$33,704.96 | | | | | |

35

Cheryl Roelise

Cheryl Roelise
Vice President of Business Services and Finance

*Eartypes
RE=Regular, TF=Taxable Reimbursements, ST/SG=Stipend, ES=SURS Exempt Stipend, OV=Overload,
VA=Vacation Payout,
MI=Miscellaneous, SS=Summer School

Jerry Corcoran

Dr. Jerry Corcoran
President

6/11/12

Purchase Request –Port Fee for the Update of the Colleague Administrative System

The administration requests authorization to pay a port fee to Ellucian (formerly Datatel) to allow for migration of the Colleague administrative system from an AIX/Unidata platform to a Windows/SQL Server environment. The current hardware was purchased in FY2006 and needs to be replaced. This migration will allow the College to use less expensive virtualized servers, move to the Microsoft SQL Server database for more effective reporting, provide redundancy with automatic failover, and lower maintenance costs. The complete migration will take approximately 18 months. The College will realize a 20 percent discount if the port fee is paid prior to July 1, 2012.

| | |
|--------------------|-----------------|
| Colleague Port Fee | \$60,000 |
| Discount | <u>- 12,000</u> |
| | <u>\$48,000</u> |

Recommendation:

The administration recommends Board approval to pay the port fee to Ellucian for the migration of the Colleague administrative system from AIX/Unidata to Windows/SQL in the amount of \$48,000.

Community College Educational Agreement

This agreement consolidates the 28 participating institutions into one large cooperative agreement. This agreement, known as **Comprehensive Agreement Regarding the Expansion of Educational Resources**, provides students with an expanded option for choice of institutions as well as allows community colleges to make more informed decisions on new program offerings. IVCC has participated in this agreement since 2007.

This new agreement adds Moraine Valley Community College and Rend Lake College to the previous list of participating schools. This is a comprehensive cooperative agreement which includes all ICCB & IBHE approved programs of study leading to an Associate in Applied Science degree or certificate in career and technical education.

Recommendation:

Approve participating in the Community College Educational Agreement.

Community College Educational Agreement

Comprehensive Agreement Regarding the Expansion of Educational Resources

THIS AGREEMENT is entered into by and among the **BOARD OF TRUSTEES** from each participating community college for the expressed purpose of providing additional educational programs to the citizens of each district involved in this Agreement.

**Black Hawk College
Carl Sandburg College
Danville Community College
Elgin Community College
Heartland Community College
Highland Community College
Illinois Central College
Illinois Valley Community College
John Wood Community College
Joliet Junior College
Kankakee Community College
Kaskaskia College
Kishwaukee College
Lake Land College
Lewis and Clark Community College
Lincoln Land Community College
McHenry County College
Moraine Valley Community College
Morton College
Prairie State College
Rend Lake College
Richland Community College
Rock Valley College
Sauk Valley Community College
South Suburban College
Southwestern Illinois College
Spoon River College
Waubonsee Community College**

WITNESSETH:

WHEREAS, it is the desire of the parties hereto to expand educational services to the greatest number of students in each district served by the parties; and

WHEREAS, the parties hereto believe this Agreement should be one of the means to establish a viable method of cooperation between the parties hereto; and

WHEREAS, by means of this agreement, the parties hereto desire to share programs of each institution and thereby maximize the utilization of the finances, facilities, equipment, and personnel of each institution, and by so doing, provide educational services which might otherwise be impracticable for any of the parties individually; and